



# RESULTS 2010

**GCSE, Applied GCSE,  
Entry Level, Diploma**





# JOINT COUNCIL FOR QUALIFICATIONS

## Provisional GCSE (Full Course) Results - June 2010 (All UK Candidates - Sciences Only)

### CUMULATIVE PERCENTAGES of Subject Results by Grade and by Gender

The figures in brackets are the equivalent provisional figures for 2009.

Subject	Gender	Number Sat	% of Total No. Sat	CUMULATIVE PERCENTAGES by Grade								
				A*	A	B	C	D	E	F	G	U
Science	Male	222740 (244682)	36.7 (40.5)	2.3 (2.8)	10.4 (11.8)	28.3 (29.8)	59.2 (59.1)	77.8 (77.5)	89.3 (89.0)	95.9 (95.7)	98.9 (98.8)	100.0 (100.0)
	Female	226957 (248823)	38.7 (42.2)	3.3 (3.6)	13.0 (13.7)	32.1 (32.6)	62.5 (61.2)	80.3 (79.1)	90.8 (90.0)	96.6 (96.3)	99.1 (99.0)	100.0 (100.0)
	Male & Female	449697 (493505)	37.7 (41.3)	2.8 (3.2)	11.7 (12.8)	30.2 (31.2)	60.9 (60.2)	79.0 (78.3)	90.0 (89.5)	96.3 (96.0)	99.0 (98.9)	100.0 (100.0)
Additional Science	Male	173110 (195535)	28.5 (32.4)	3.5 (3.6)	12.0 (12.3)	30.5 (30.3)	62.4 (61.0)	82.4 (81.4)	92.2 (91.6)	97.1 (96.7)	99.1 (98.9)	100.0 (100.0)
	Female	179359 (201411)	30.6 (34.1)	4.8 (5.0)	15.0 (15.5)	35.6 (35.0)	66.9 (64.5)	85.3 (83.5)	93.8 (92.9)	97.7 (97.3)	99.2 (99.1)	100.0 (100.0)
	Male & Female	352469 (396946)	29.5 (33.2)	4.1 (4.3)	13.6 (13.9)	33.1 (32.7)	64.7 (62.8)	83.9 (82.5)	93.0 (92.3)	97.4 (97.0)	99.1 (99.0)	100.0 (100.0)
Biology	Male	69048 (53411)	11.4 (8.8)	17.3 (18.2)	45.0 (47.0)	74.5 (75.0)	93.0 (92.7)	97.9 (97.7)	99.2 (99.0)	99.6 (99.6)	99.9 (99.9)	100.0 (100.0)
	Female	60416 (47494)	10.3 (8.1)	20.6 (20.5)	49.1 (48.8)	76.2 (74.3)	92.7 (90.9)	97.6 (96.5)	98.9 (98.5)	99.5 (99.3)	99.8 (99.7)	100.0 (100.0)
	Male & Female	129464 (100905)	10.9 (8.5)	18.9 (19.3)	46.9 (47.9)	75.3 (74.7)	92.8 (91.9)	97.8 (97.1)	99.0 (98.8)	99.6 (99.5)	99.8 (99.8)	100.0 (100.0)
Chemistry	Male	66538 (50562)	11.0 (8.4)	19.5 (21.6)	46.9 (49.1)	74.3 (76.1)	93.2 (93.6)	98.4 (98.5)	99.5 (99.5)	99.8 (99.8)	99.9 (99.9)	100.0 (100.0)
	Female	55450 (41684)	9.5 (7.1)	23.4 (24.2)	51.3 (53.1)	77.3 (78.6)	94.2 (94.2)	98.7 (98.5)	99.6 (99.4)	99.8 (99.8)	99.9 (99.9)	100.0 (100.0)
	Male & Female	121988 (92246)	10.2 (7.7)	21.3 (22.8)	48.9 (50.9)	75.7 (77.2)	93.6 (93.9)	98.5 (98.5)	99.5 (99.5)	99.8 (99.8)	99.9 (99.9)	100.0 (100.0)
Physics	Male	66522 (50852)	11.0 (8.4)	21.1 (21.5)	48.8 (49.5)	75.6 (75.7)	93.9 (93.1)	98.7 (98.5)	99.6 (99.6)	99.8 (99.8)	99.9 (99.9)	100.0 (100.0)
	Female	53933 (40327)	9.2 (6.8)	21.2 (21.8)	47.9 (49.2)	74.7 (75.1)	93.4 (93.1)	98.7 (98.5)	99.6 (99.5)	99.8 (99.8)	99.9 (99.9)	100.0 (100.0)
	Male & Female	120455 (91179)	10.1 (7.6)	21.1 (21.6)	48.4 (49.3)	75.2 (75.4)	93.6 (93.1)	98.7 (98.5)	99.6 (99.5)	99.8 (99.8)	99.9 (99.9)	100.0 (100.0)
Science Sgl Award (CCEA only)	Male	2056 (1990)	0.3 (0.3)	0.6 (0.3)	6.0 (4.8)	41.4 (34.3)	72.4 (67.3)	88.3 (84.7)	96.2 (93.8)	98.0 (97.5)	99.2 (98.7)	100.0 (100.0)
	Female	2004 (1964)	0.3 (0.3)	0.6 (0.2)	6.4 (5.9)	42.2 (35.8)	74.5 (69.6)	90.6 (84.9)	96.8 (92.8)	98.9 (97.1)	99.6 (98.5)	100.0 (100.0)
	Male & Female	4060 (3954)	0.3 (0.3)	0.6 (0.2)	6.2 (5.3)	41.8 (35.1)	73.4 (68.4)	89.4 (84.8)	96.5 (93.3)	98.4 (97.3)	99.4 (98.6)	100.0 (100.0)
Science Dbl Award * (CCEA only)	Male	6730 (6926)	1.1 (1.1)	4.2 (4.8)	20.0 (20.9)	51.2 (50.4)	84.8 (85.7)	94.9 (96.6)	97.8 (98.7)	98.9 (99.1)	99.1 (99.2)	100.0 (100.0)
	Female	8264 (8262)	1.4 (1.4)	6.9 (5.9)	26.7 (24.2)	59.1 (55.3)	89.2 (87.9)	97.1 (97.0)	98.9 (98.9)	99.2 (99.2)	99.4 (99.4)	100.0 (100.0)
	Male & Female	14994 (15188)	1.3 (1.3)	5.7 (5.4)	23.7 (22.7)	55.6 (53.1)	87.2 (86.9)	96.1 (96.8)	98.4 (98.8)	99.1 (99.2)	99.3 (99.3)	100.0 (100.0)
All Subjects	Male	606744 (603958)	100.0 (100.0)	8.3 (7.6)	23.1 (21.5)	44.7 (42.0)	71.8 (68.8)	86.2 (84.3)	93.6 (92.6)	97.6 (97.1)	99.3 (99.1)	100.0 (100.0)
	Female	586383 (589965)	100.0 (100.0)	9.1 (8.2)	24.3 (22.5)	46.3 (43.3)	73.2 (69.6)	87.3 (85.0)	94.3 (93.1)	97.9 (97.4)	99.4 (99.2)	100.0 (100.0)
	Male & Female	1193127 (1193923)	100.0 (100.0)	8.7 (7.9)	23.7 (22.0)	45.5 (42.6)	72.5 (69.2)	86.7 (84.6)	93.9 (92.9)	97.7 (97.3)	99.3 (99.2)	100.0 (100.0)

\* Science: Double Award counts as two GCSE entries. These entries, therefore, are counted twice both in the subject and in the overall figures.

**JOINT COUNCIL FOR QUALIFICATIONS**  
**Provisional GCSE (Full Course) Results - June 2010**  
**(All UK Candidates - Sciences Only)**

**PERCENTAGES of Subject Results by Grade and by Gender**

The figures in brackets are the equivalent provisional figures for 2009.

Subject	Gender	Number Sat	% of Total No. Sat	PERCENTAGES by Grade								
				A*	A	B	C	D	E	F	G	U
Science	Male	222740 (244682)	36.7 (40.5)	2.3 (2.8)	8.1 (9.0)	17.9 (18.0)	30.9 (29.3)	18.6 (18.4)	11.5 (11.5)	6.6 (6.7)	3.0 (3.1)	1.1 (1.2)
	Female	226957 (248823)	38.7 (42.2)	3.3 (3.6)	9.7 (10.1)	19.1 (18.9)	30.4 (28.6)	17.8 (17.9)	10.5 (10.9)	5.8 (6.3)	2.5 (2.7)	0.9 (1.0)
	Male & Female	449697 (493505)	37.7 (41.3)	2.8 (3.2)	8.9 (9.6)	18.5 (18.4)	30.7 (29.0)	18.1 (18.1)	11.0 (11.2)	6.3 (6.5)	2.7 (2.9)	1.0 (1.1)
Additional Science	Male	173110 (195535)	28.5 (32.4)	3.5 (3.6)	8.5 (8.7)	18.5 (18.0)	31.9 (30.7)	20.0 (20.4)	9.8 (10.2)	4.9 (5.1)	2.0 (2.2)	0.9 (1.1)
	Female	179359 (201411)	30.6 (34.1)	4.8 (5.0)	10.2 (10.5)	20.6 (19.5)	31.3 (29.5)	18.4 (19.0)	8.5 (9.4)	3.9 (4.4)	1.5 (1.8)	0.8 (0.9)
	Male & Female	352469 (396946)	29.5 (33.2)	4.1 (4.3)	9.5 (9.6)	19.5 (18.8)	31.6 (30.1)	19.2 (19.7)	9.1 (9.8)	4.4 (4.7)	1.7 (2.0)	0.9 (1.0)
Biology	Male	69048 (53411)	11.4 (8.8)	17.3 (18.2)	27.7 (28.8)	29.5 (28.0)	18.5 (17.7)	4.9 (5.0)	1.3 (1.3)	0.4 (0.6)	0.3 (0.3)	0.1 (0.1)
	Female	60416 (47494)	10.3 (8.1)	20.6 (20.5)	28.5 (28.3)	27.1 (25.5)	16.5 (16.6)	4.9 (5.6)	1.3 (2.0)	0.6 (0.8)	0.3 (0.4)	0.2 (0.3)
	Male & Female	129464 (100905)	10.9 (8.5)	18.9 (19.3)	28.0 (28.6)	28.4 (26.8)	17.5 (17.2)	5.0 (5.2)	1.2 (1.7)	0.6 (0.7)	0.2 (0.3)	0.2 (0.2)
Chemistry	Male	66538 (50562)	11.0 (8.4)	19.5 (21.6)	27.4 (27.5)	27.4 (27.0)	18.9 (17.5)	5.2 (4.9)	1.1 (1.0)	0.3 (0.3)	0.1 (0.1)	0.1 (0.1)
	Female	55450 (41684)	9.5 (7.1)	23.4 (24.2)	27.9 (28.9)	26.0 (25.5)	16.9 (15.6)	4.5 (4.3)	0.9 (0.9)	0.2 (0.4)	0.1 (0.1)	0.1 (0.1)
	Male & Female	121988 (92246)	10.2 (7.7)	21.3 (22.8)	27.6 (28.1)	26.8 (26.3)	17.9 (16.7)	4.9 (4.6)	1.0 (1.0)	0.3 (0.3)	0.1 (0.1)	0.1 (0.1)
Physics	Male	66522 (50852)	11.0 (8.4)	21.1 (21.5)	27.7 (28.0)	26.8 (26.2)	18.3 (17.4)	4.8 (5.4)	0.9 (1.1)	0.2 (0.2)	0.1 (0.1)	0.1 (0.1)
	Female	53933 (40327)	9.2 (6.8)	21.2 (21.8)	26.7 (27.4)	26.8 (25.9)	18.7 (18.0)	5.3 (5.4)	0.9 (1.0)	0.2 (0.3)	0.1 (0.1)	0.1 (0.1)
	Male & Female	120455 (91179)	10.1 (7.6)	21.1 (21.6)	27.3 (27.7)	26.8 (26.1)	18.4 (17.7)	5.1 (5.4)	0.9 (1.0)	0.2 (0.3)	0.1 (0.1)	0.1 (0.1)
Science Sgl Award (CCEA only)	Male	2056 (1990)	0.3 (0.3)	0.6 (0.3)	5.4 (4.5)	35.4 (29.5)	31.0 (33.0)	15.9 (17.4)	7.9 (9.1)	1.8 (3.7)	1.2 (1.2)	0.8 (1.3)
	Female	2004 (1964)	0.3 (0.3)	0.6 (0.2)	5.8 (5.7)	35.8 (29.9)	32.3 (33.8)	16.1 (15.3)	6.2 (7.9)	2.1 (4.3)	0.7 (1.4)	0.4 (1.5)
	Male & Female	4060 (3954)	0.3 (0.3)	0.6 (0.2)	5.6 (5.1)	35.6 (29.8)	31.6 (33.3)	16.0 (16.4)	7.1 (8.5)	1.9 (4.0)	1.0 (1.3)	0.6 (1.4)
Science Dbl Award * (CCEA only)	Male	6730 (6926)	1.1 (1.1)	4.2 (4.8)	15.8 (16.1)	31.2 (29.5)	33.6 (35.3)	10.1 (10.9)	2.9 (2.1)	1.1 (0.4)	0.2 (0.1)	0.9 (0.8)
	Female	8264 (8262)	1.4 (1.4)	6.9 (5.9)	19.8 (18.3)	32.4 (31.1)	30.1 (32.6)	7.9 (9.1)	1.8 (1.9)	0.3 (0.3)	0.2 (0.2)	0.6 (0.6)
	Male & Female	14994 (15188)	1.3 (1.3)	5.7 (5.4)	18.0 (17.3)	31.9 (30.4)	31.6 (33.8)	8.9 (9.9)	2.3 (2.0)	0.7 (0.4)	0.2 (0.1)	0.7 (0.7)
All Subjects	Male	606744 (603958)	100.0 (100.0)	8.3 (7.6)	14.8 (13.9)	21.6 (20.5)	27.1 (26.8)	14.4 (15.5)	7.4 (8.3)	3.9 (4.5)	1.7 (2.0)	0.7 (0.9)
	Female	586383 (589965)	100.0 (100.0)	9.1 (8.2)	15.2 (14.3)	22.0 (20.8)	26.9 (26.4)	14.1 (15.3)	7.0 (8.2)	3.5 (4.3)	1.5 (1.8)	0.6 (0.8)
	Male & Female	1193127 (1193923)	100.0 (100.0)	8.7 (7.9)	15.0 (14.1)	21.8 (20.6)	27.0 (26.6)	14.2 (15.4)	7.2 (8.2)	3.8 (4.4)	1.6 (1.9)	0.7 (0.8)

\* Science: Double Award counts as two GCSE entries. These entries, therefore, are counted twice both in the subject and in the overall figures.

**JOINT COUNCIL FOR QUALIFICATIONS**  
**Provisional GCSE (Full Course) Results - June 2010**  
**(All UK Candidates - Languages Only)**

**CUMULATIVE PERCENTAGES of Subject Results by Grade and by Gender**

The figures in brackets are the equivalent provisional figures for 2009.

<i>Subject</i>	<i>Gender</i>	<i>Number Sat</i>	<i>% of Total No. Sat</i>	<i>CUMULATIVE PERCENTAGES by Grade</i>								
				<b>A*</b>	<b>A</b>	<b>B</b>	<b>C</b>	<b>D</b>	<b>E</b>	<b>F</b>	<b>G</b>	<b>U</b>
French	Male	75705 (81128)	50.0 (51.1)	9.5 (9.8)	23.5 (22.8)	41.9 (40.4)	67.2 (65.1)	85.7 (83.8)	94.4 (93.4)	98.4 (98.0)	99.7 (99.6)	100.0 (100.0)
	Female	101913 (107560)	51.8 (52.8)	11.9 (12.4)	29.0 (28.9)	50.5 (49.4)	75.4 (73.8)	90.6 (89.3)	96.8 (96.2)	99.1 (98.8)	99.9 (99.8)	100.0 (100.0)
	Male & Female	177618 (188688)	51.0 (52.1)	10.9 (11.2)	26.7 (26.3)	46.8 (45.5)	71.9 (70.1)	88.5 (86.9)	95.8 (95.0)	98.8 (98.5)	99.8 (99.7)	100.0 (100.0)
German	Male	32738 (34623)	21.6 (21.8)	8.2 (7.9)	22.1 (21.7)	41.7 (40.9)	71.1 (69.9)	88.7 (87.1)	95.5 (94.5)	98.4 (97.9)	99.7 (99.6)	100.0 (100.0)
	Female	37431 (38846)	19.0 (19.1)	10.8 (10.4)	28.7 (28.0)	51.2 (50.7)	78.9 (77.7)	92.9 (91.4)	97.4 (96.7)	99.3 (98.9)	99.9 (99.8)	100.0 (100.0)
	Male & Female	70169 (73469)	20.2 (20.3)	9.5 (9.2)	25.6 (25.0)	46.7 (46.1)	75.2 (74.0)	90.9 (89.4)	96.5 (95.7)	98.9 (98.4)	99.8 (99.7)	100.0 (100.0)
Spanish	Male	28456 (28113)	18.8 (17.7)	13.6 (13.3)	30.4 (30.3)	48.1 (48.0)	70.8 (69.8)	87.4 (86.2)	95.2 (93.8)	98.5 (97.7)	99.7 (99.5)	100.0 (100.0)
	Female	39251 (38957)	20.0 (19.1)	18.3 (17.4)	37.8 (37.6)	57.1 (56.6)	78.4 (77.8)	91.8 (90.7)	97.1 (96.3)	99.1 (98.7)	99.8 (99.8)	100.0 (100.0)
	Male & Female	67707 (67070)	19.4 (18.5)	16.3 (15.7)	34.7 (34.6)	53.3 (53.0)	75.2 (74.4)	90.0 (88.8)	96.3 (95.2)	98.8 (98.3)	99.8 (99.7)	100.0 (100.0)
Other Modern Languages	Male	14573 (14921)	9.6 (9.4)	33.1 (33.1)	57.2 (55.9)	72.7 (71.4)	84.2 (83.3)	90.4 (90.4)	94.8 (94.7)	97.5 (97.6)	99.0 (99.1)	100.0 (100.0)
	Female	18124 (18190)	9.2 (8.9)	37.5 (37.0)	63.2 (61.2)	77.6 (75.9)	87.7 (86.4)	93.3 (92.8)	96.5 (96.5)	98.3 (98.4)	99.1 (99.4)	100.0 (100.0)
	Male & Female	32697 (33111)	9.4 (9.1)	35.6 (35.3)	60.5 (58.8)	75.4 (73.8)	86.1 (85.0)	92.0 (91.7)	95.7 (95.7)	97.9 (98.0)	99.1 (99.3)	100.0 (100.0)
All Subjects	Male	151472 (158785)	100.0 (100.0)	12.3 (12.2)	27.7 (27.0)	46.0 (44.8)	70.4 (68.7)	87.1 (85.6)	94.8 (93.8)	98.3 (97.9)	99.6 (99.5)	100.0 (100.0)
	Female	196719 (203553)	100.0 (100.0)	15.3 (15.2)	33.8 (33.3)	54.4 (53.4)	77.8 (76.4)	91.5 (90.3)	96.9 (96.3)	99.1 (98.8)	99.8 (99.8)	100.0 (100.0)
	Male & Female	348191 (362338)	100.0 (100.0)	14.0 (13.8)	31.2 (30.5)	50.7 (49.6)	74.5 (73.0)	89.6 (88.2)	96.0 (95.2)	98.7 (98.4)	99.7 (99.7)	100.0 (100.0)

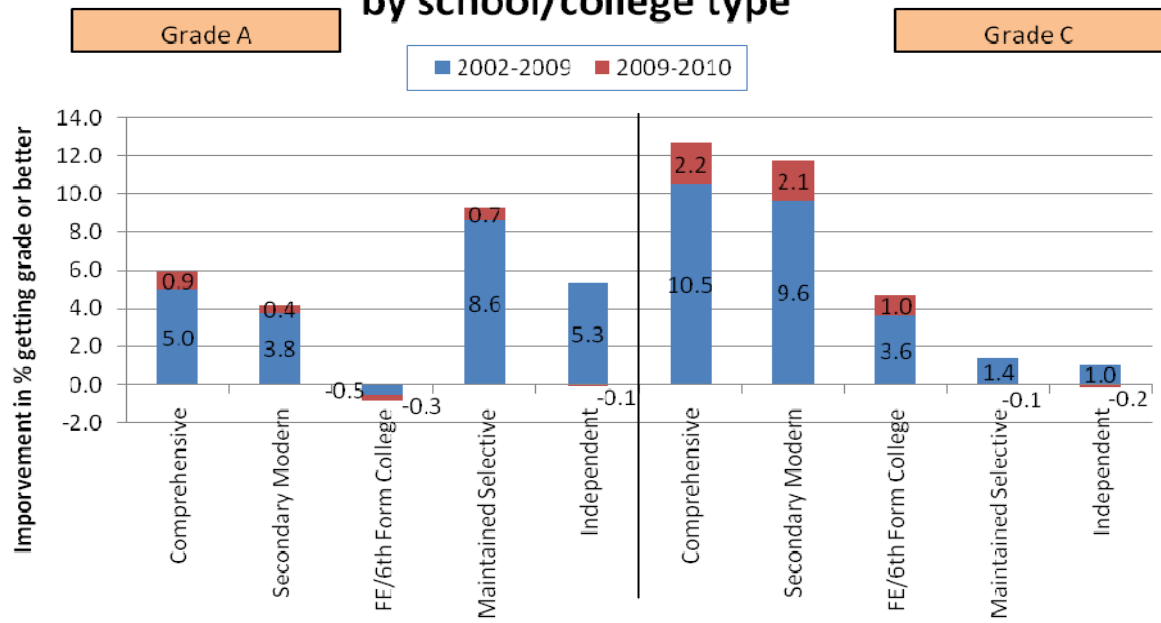
**JOINT COUNCIL FOR QUALIFICATIONS**  
**Provisional GCSE (Full Course) Results - June 2010**  
**(All UK Candidates - Languages Only)**

**PERCENTAGES of Subject Results by Grade and by Gender**

The figures in brackets are the equivalent provisional figures for 2009.

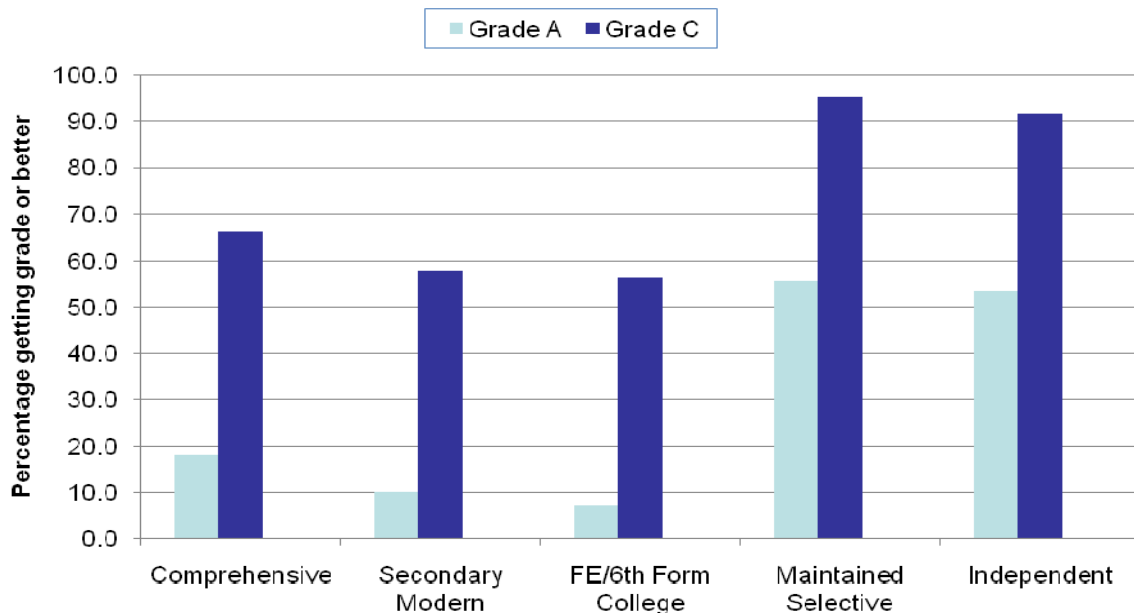
<i>Subject</i>	<i>Gender</i>	<i>Number Sat</i>	<i>% of Total No. Sat</i>	<i>CUMULATIVE PERCENTAGES by Grade</i>								
				<b>A*</b>	<b>A</b>	<b>B</b>	<b>C</b>	<b>D</b>	<b>E</b>	<b>F</b>	<b>G</b>	<b>U</b>
French	Male	75705 (81128)	50.0 (51.1)	9.5 (9.8)	14.0 (13.0)	18.4 (17.6)	25.3 (24.7)	18.5 (18.7)	8.7 (9.6)	4.0 (4.6)	1.3 (1.6)	0.3 (0.4)
	Female	101913 (107560)	51.8 (52.8)	11.9 (12.4)	17.1 (16.5)	21.5 (20.5)	24.9 (24.4)	15.2 (15.5)	6.2 (6.9)	2.3 (2.6)	0.8 (1.0)	0.1 (0.2)
	Male & Female	177618 (188688)	51.0 (52.1)	10.9 (11.2)	15.8 (15.1)	20.1 (19.2)	25.1 (24.6)	16.6 (16.8)	7.3 (8.1)	3.0 (3.5)	1.0 (1.2)	0.2 (0.3)
German	Male	32738 (34623)	21.6 (21.8)	8.2 (7.9)	13.9 (13.8)	19.6 (19.2)	29.4 (29.0)	17.6 (17.2)	6.8 (7.4)	2.9 (3.4)	1.3 (1.7)	0.3 (0.4)
	Female	37431 (38846)	19.0 (19.1)	10.8 (10.4)	17.9 (17.6)	22.5 (22.7)	27.7 (27.0)	14.0 (13.7)	4.5 (5.3)	1.9 (2.2)	0.6 (0.9)	0.1 (0.2)
	Male & Female	70169 (73469)	20.2 (20.3)	9.5 (9.2)	16.1 (15.8)	21.1 (21.1)	28.5 (27.9)	15.7 (15.4)	5.6 (6.3)	2.4 (2.7)	0.9 (1.3)	0.2 (0.3)
Spanish	Male	28456 (28113)	18.8 (17.7)	13.6 (13.3)	16.8 (17.0)	17.7 (17.7)	22.7 (21.8)	16.6 (16.4)	7.8 (7.6)	3.3 (3.9)	1.2 (1.8)	0.3 (0.5)
	Female	39251 (38957)	20.0 (19.1)	18.3 (17.4)	19.5 (20.2)	19.3 (19.0)	21.3 (21.2)	13.4 (12.9)	5.3 (5.6)	2.0 (2.4)	0.7 (1.1)	0.2 (0.2)
	Male & Female	67707 (67070)	19.4 (18.5)	16.3 (15.7)	18.4 (18.9)	18.6 (18.4)	21.9 (21.4)	14.8 (14.4)	6.3 (6.4)	2.5 (3.1)	1.0 (1.4)	0.2 (0.3)
Other Modern Languages	Male	14573 (14921)	9.6 (9.4)	33.1 (33.1)	24.1 (22.8)	15.5 (15.5)	11.5 (11.9)	6.2 (7.1)	4.4 (4.3)	2.7 (2.9)	1.5 (1.5)	1.0 (0.9)
	Female	18124 (18190)	9.2 (8.9)	37.5 (37.0)	25.7 (24.2)	14.4 (14.7)	10.1 (10.5)	5.6 (6.4)	3.2 (3.7)	1.8 (1.9)	0.8 (1.0)	0.9 (0.6)
	Male & Female	32697 (33111)	9.4 (9.1)	35.6 (35.3)	24.9 (23.5)	14.9 (15.0)	10.7 (11.2)	5.9 (6.7)	3.7 (4.0)	2.2 (2.3)	1.2 (1.3)	0.9 (0.7)
All Subjects	Male	151472 (158785)	100.0 (100.0)	12.3 (12.2)	15.5 (14.8)	18.2 (17.8)	24.4 (23.9)	16.8 (16.9)	7.7 (8.3)	3.5 (4.1)	1.3 (1.6)	0.4 (0.5)
	Female	196719 (203553)	100.0 (100.0)	15.3 (15.2)	18.5 (18.1)	20.6 (20.1)	23.4 (23.0)	13.7 (13.8)	5.4 (6.1)	2.1 (2.4)	0.7 (1.0)	0.2 (0.2)
	Male & Female	348191 (362338)	100.0 (100.0)	14.0 (13.8)	17.2 (16.7)	19.5 (19.1)	23.8 (23.5)	15.1 (15.1)	6.4 (7.0)	2.7 (3.2)	1.0 (1.3)	0.3 (0.3)

## Improvements at Grades A and C, 2002 to 2010, by school/college type

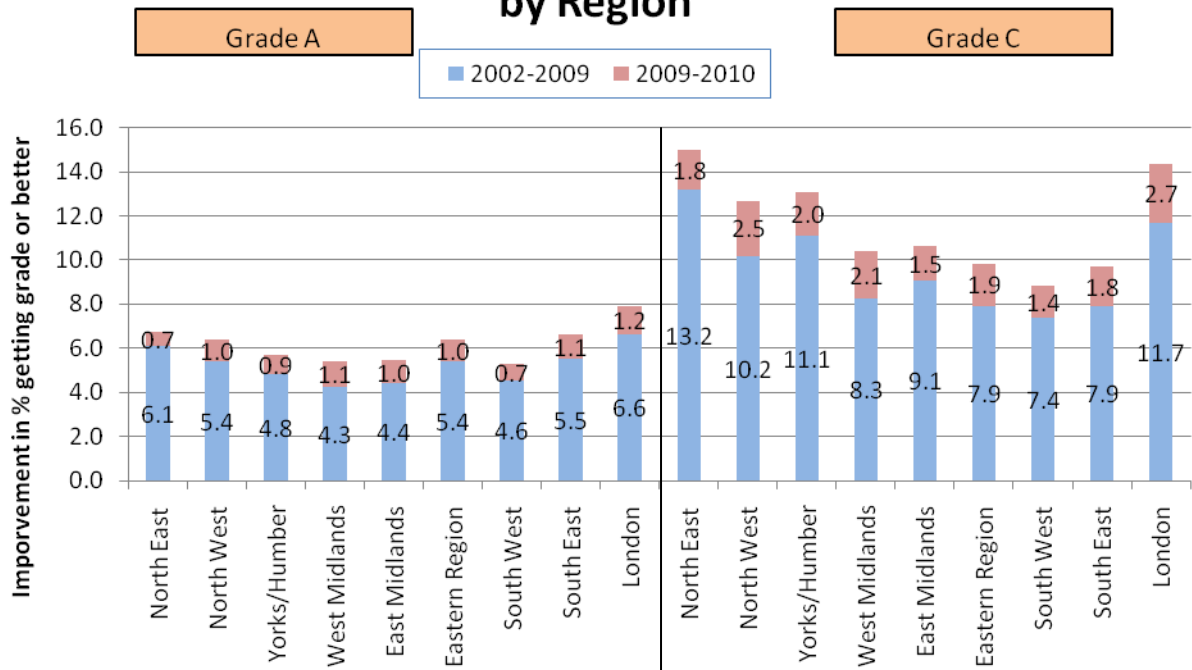


Centre Type	Grade A					Grade C				
	Cum. % at Grade			Difference		Cum. % at Grade			Difference	
	2002	2009	2010	2002-9	2009-10	2002	2009	2010	2002-9	2009-10
Comprehensive	12.3	17.3	18.3	5.0	0.9	53.5	64.0	66.2	10.5	2.2
Secondary Modern	5.9	9.7	10.1	3.8	0.4	46.1	55.7	57.8	9.6	2.1
FE/6th Form College	8.2	7.6	7.3	-0.5	-0.3	51.7	55.3	56.4	3.6	1.0
Maintained Selective	46.4	55.0	55.7	8.6	0.7	93.9	95.3	95.2	1.4	-0.1
Independent	48.3	53.7	53.5	5.3	-0.1	90.8	91.8	91.6	1.0	-0.2

## 2010 GCSE results by school/college type

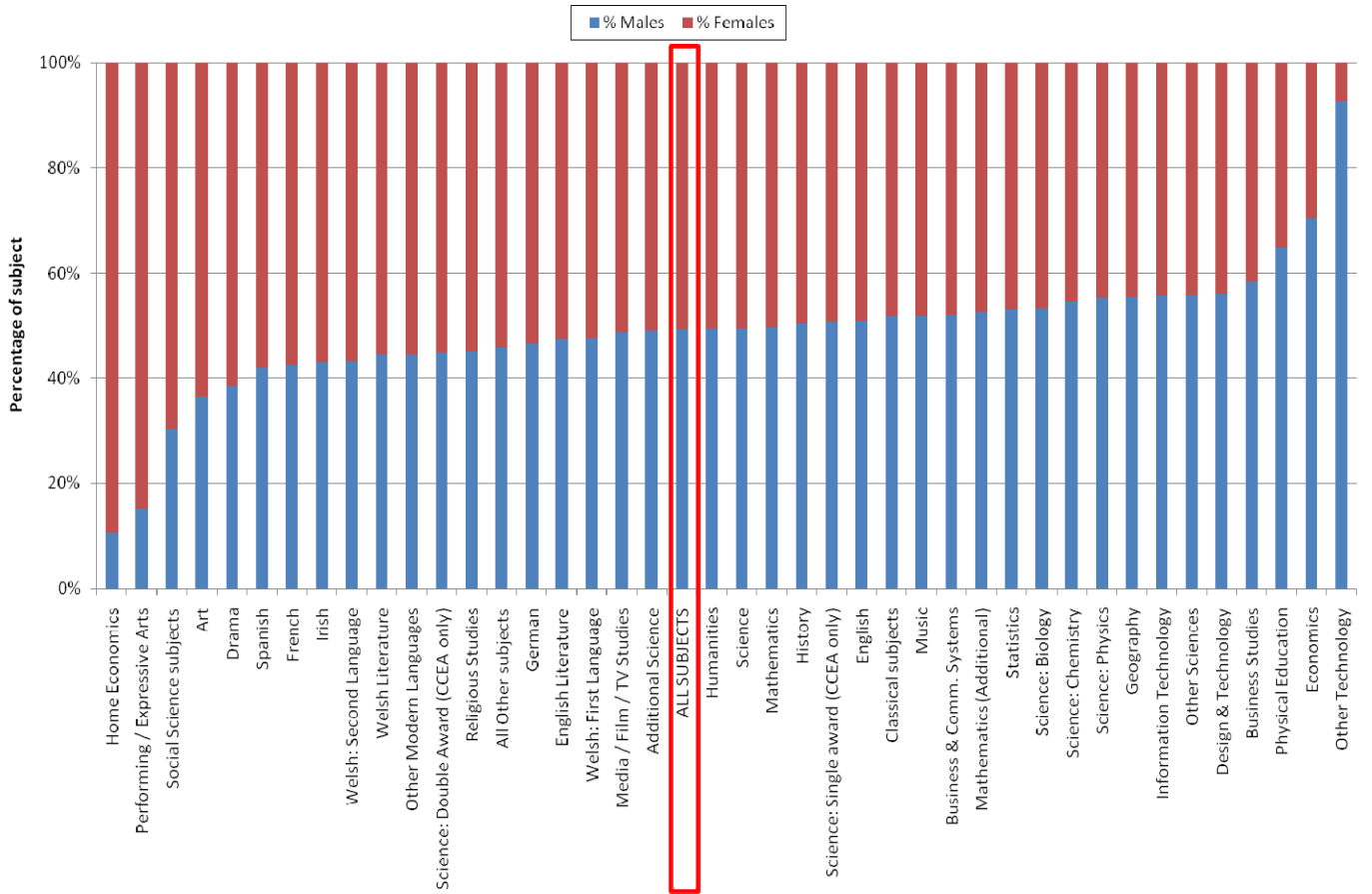


## Improvements at Grades A and C, 2002 to 2010, by Region



	Grade A					Grade C				
	Cum. % at Grade			Difference	Difference	Cum. % at Grade			Difference	Difference
	2002	2009	2010	2002-9	2009-10	2002	2009	2010	2002-9	2009-10
North East	11.7	17.8	18.5	6.1	0.7	51.1	64.3	66.1	13.2	1.8
North West	14.7	20.2	21.1	5.4	1.0	55.5	65.7	68.2	10.2	2.5
Yorks/Humber	13.0	17.8	18.7	4.8	0.9	51.9	63.0	65.0	11.1	2.0
West Midlands	14.4	18.7	19.8	4.3	1.1	55.5	63.8	65.9	8.3	2.1
East Midlands	14.7	19.1	20.1	4.4	1.0	56.2	65.3	66.8	9.1	1.5
Eastern Region	17.0	22.4	23.3	5.4	1.0	60.2	68.1	70.0	7.9	1.9
South West	18.1	22.6	23.4	4.6	0.7	61.8	69.1	70.6	7.4	1.4
South East	19.6	25.1	26.2	5.5	1.1	62.3	70.1	72.0	7.9	1.8
London	18.0	24.6	25.8	6.6	1.2	56.8	68.4	71.1	11.7	2.7

## Differences between Boys and Girls' GCSE subject choices



<b>Subject Group</b>	<b>%</b>	
	<b>% Males</b>	<b>Females</b>
Home Economics	10.7	89.3
Performing / Expressive Arts	15.2	84.8
Social Science subjects	30.4	69.6
Art	36.5	63.5
Drama	38.5	61.5
Spanish	42.0	58.0
French	42.6	57.4
Irish	43.2	56.8
Welsh: Second Language	43.3	56.7
Welsh Literature	44.5	55.5
Other Modern Languages	44.6	55.4
Science: Double Award (CCEA only)	44.9	55.1
Religious Studies	45.2	54.8
All Other subjects	45.8	54.2
German	46.7	53.3
English Literature	47.5	52.5
Welsh: First Language	47.6	52.4
Media / Film / TV Studies	48.8	51.2
Additional Science	49.1	50.9
<b>ALL SUBJECTS</b>	<b>49.3</b>	<b>50.7</b>
Humanities	49.5	50.5
Science	49.5	50.5
Mathematics	49.6	50.4
History	50.4	49.6
Science: Single award (CCEA only)	50.6	49.4
English	50.8	49.2
Classical subjects	51.8	48.2
Music	51.9	48.1
Business & Comm. Systems	52.0	48.0
Mathematics (Additional)	52.6	47.4
Statistics	53.1	46.9
Science: Biology	53.3	46.7
Science: Chemistry	54.5	45.5
Science: Physics	55.2	44.8
Geography	55.4	44.6
Information Technology	55.6	44.4
Other Sciences	55.7	44.3
Design & Technology	56.0	44.0
Business Studies	58.5	41.5
Physical Education	64.7	35.3
Economics	70.4	29.6
Other Technology	92.8	7.2