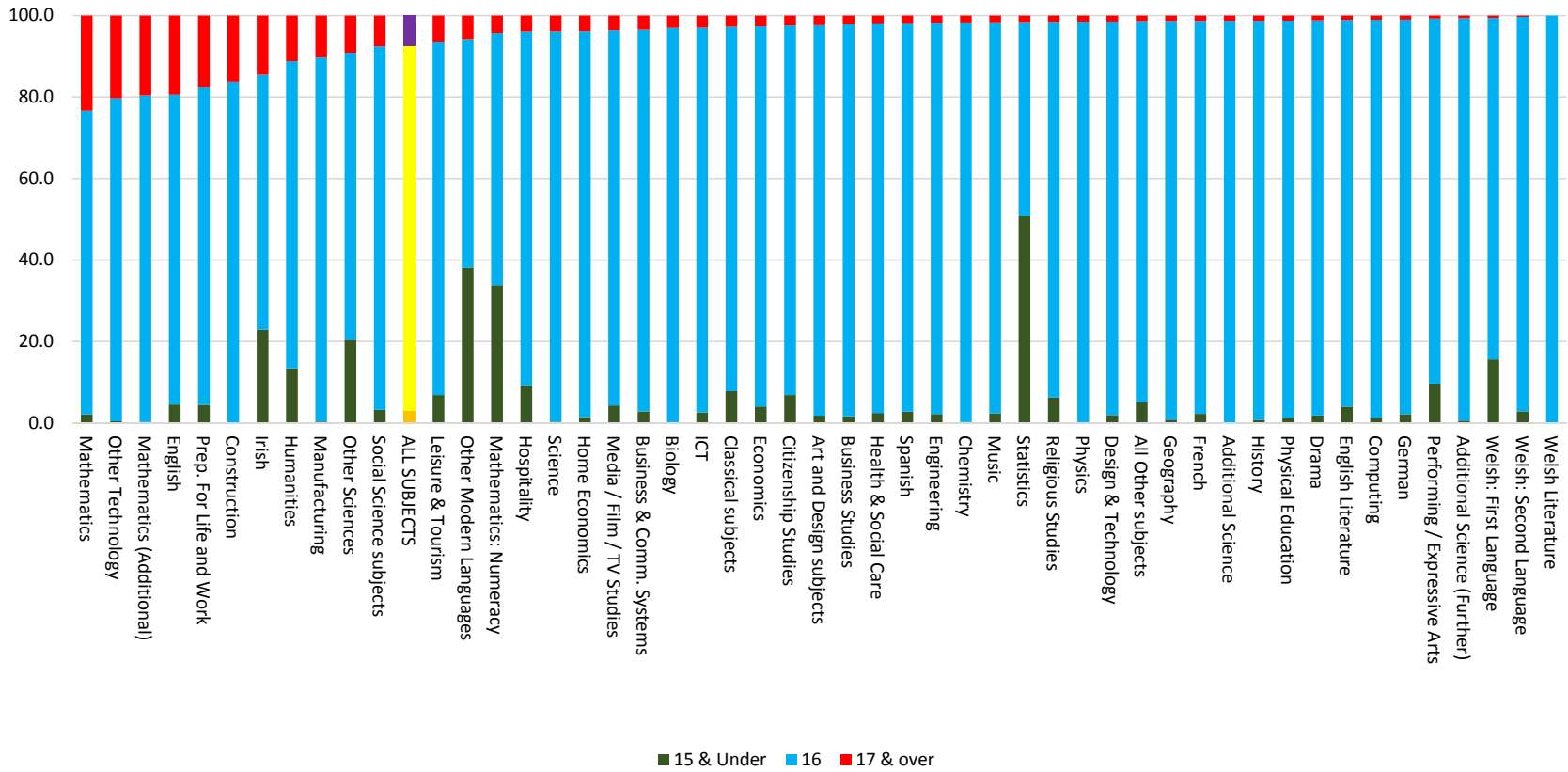
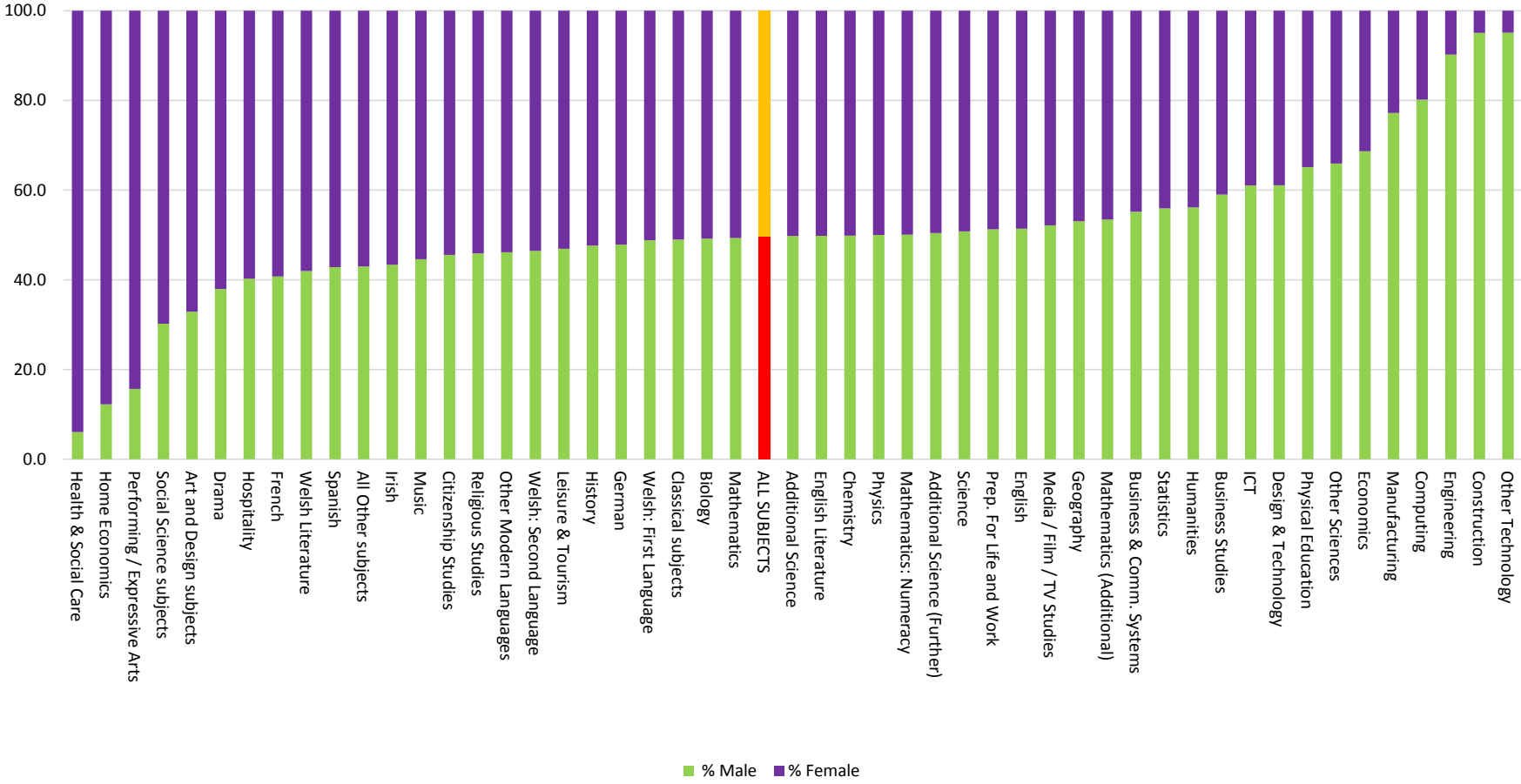


Appendices

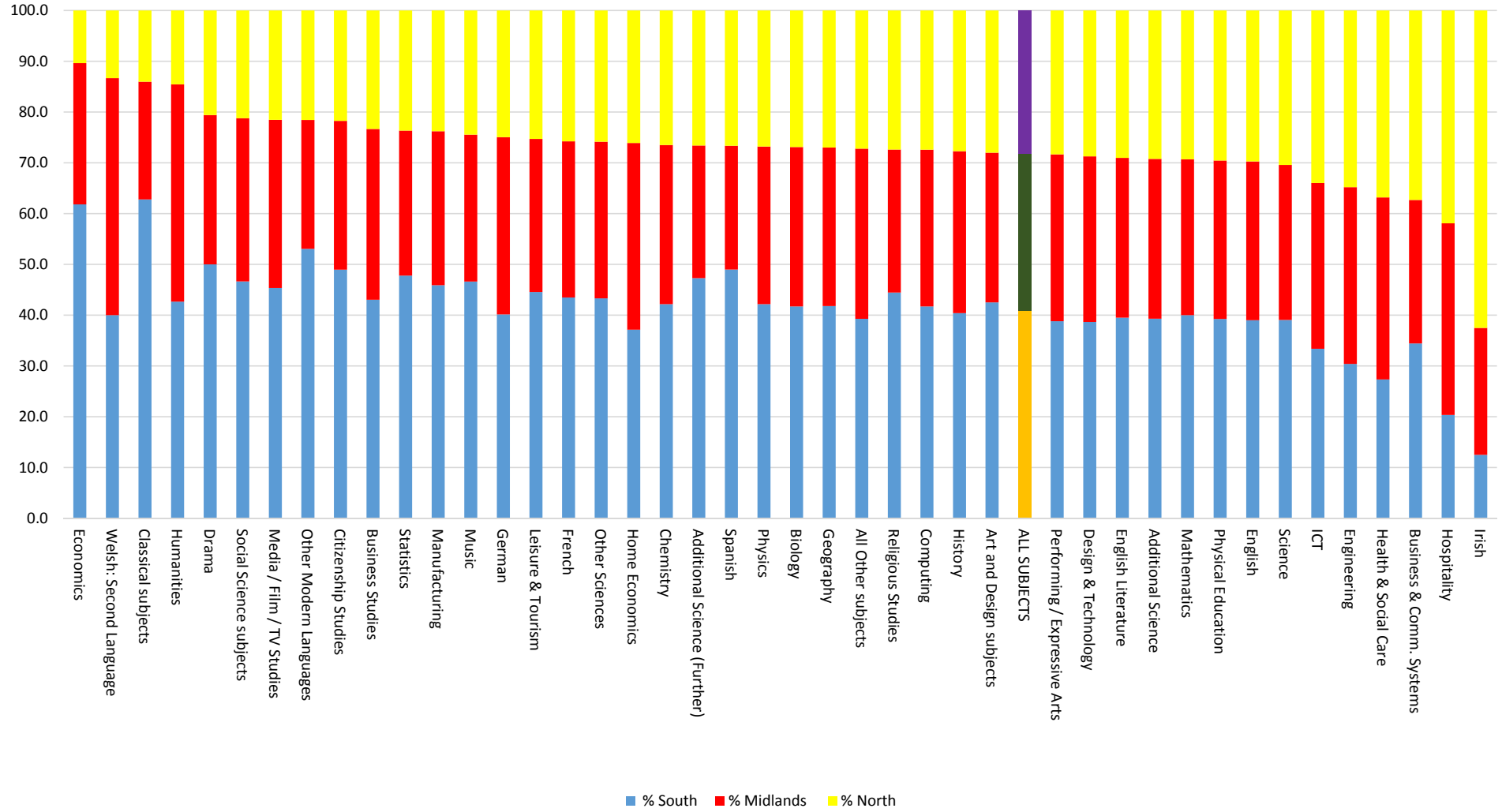
Differences between GCSE subject choices by age group - UK



Differences between male and female subject choices - UK



Differences in GCSE subject choices by major region in England



GCSE outcomes by English region 2017

	A/7	C/4	G/1
North East	16.3	63.4	98.6
North West	17.9	64.4	98.4
Yorkshire & Humber	16.8	63.2	98.3
West Midlands	17.5	63.6	98.5
East Midlands	17.5	64.1	98.5
Eastern Region	19.9	66.5	98.5
South West	19.5	66.6	98.7
South East	22.8	68.7	98.6
London	24.6	69.9	98.5

Changes at Key Grades 2016 to 2017 by English region

Achievement at A/7 & over			
	Cum % at Grade A/7 & Above		Change
Region	2016	2017	2016-17
North East	17.3	16.3	-1.0
North West	18.6	17.9	-0.7
Yorks/Humber	17.0	16.8	-0.2
West Midlands	17.7	17.5	-0.2
East Midlands	17.5	17.5	0.0
Eastern Region	20.3	19.9	-0.4
South West	20.1	19.5	-0.6
South East	23.3	22.8	-0.6
London	24.8	24.6	-0.2

Achievement at C/4 & over			
	Cum % at Grade C/4 & Above		Change
Region	2016	2017	2016-17
North East	65.0	63.4	-1.7
North West	65.5	64.4	-1.1
Yorks/Humber	63.5	63.2	-0.3
West Midlands	64.0	63.6	-0.4
East Midlands	63.6	64.1	0.5
Eastern Region	66.5	66.5	0.0
South West	66.9	66.6	-0.3
South East	69.4	68.7	-0.7
London	70.1	69.9	-0.2