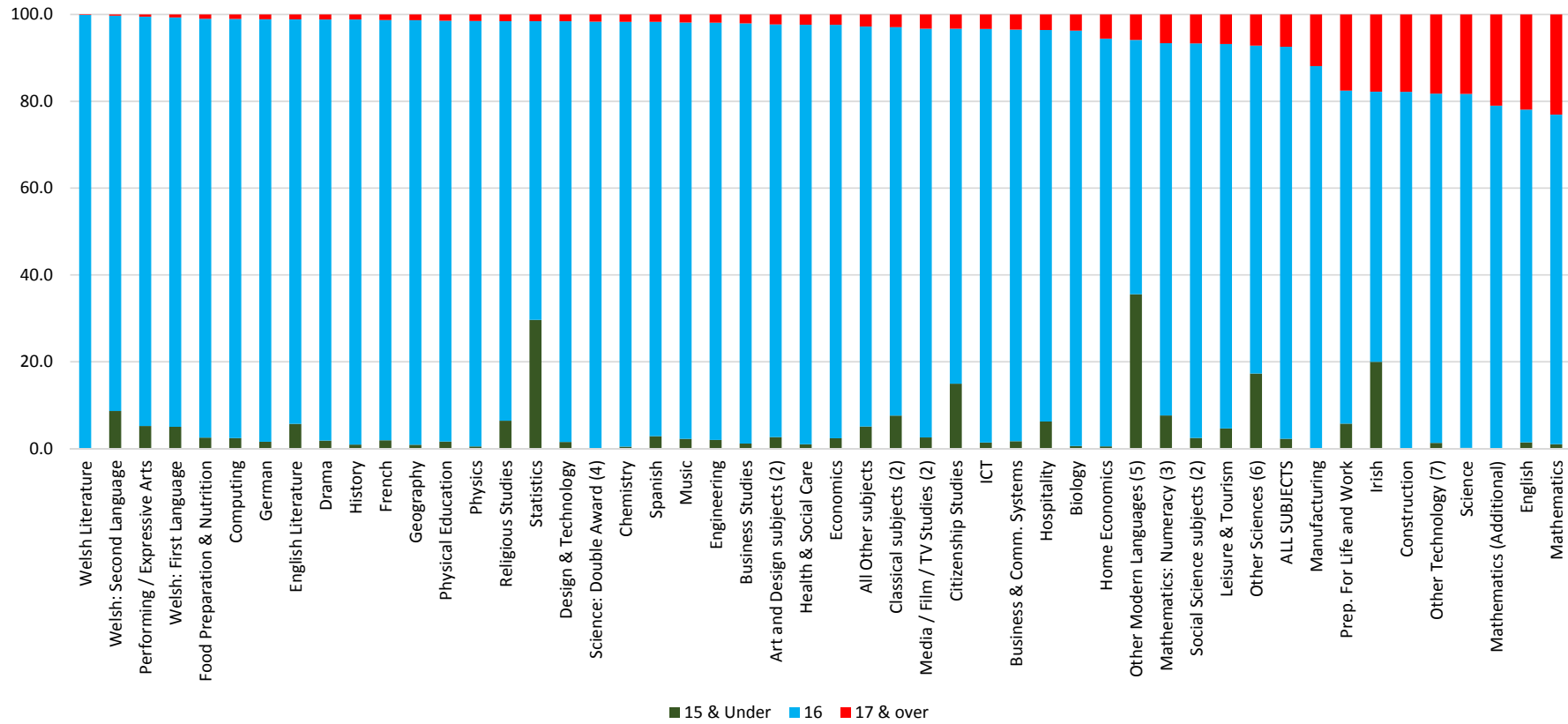
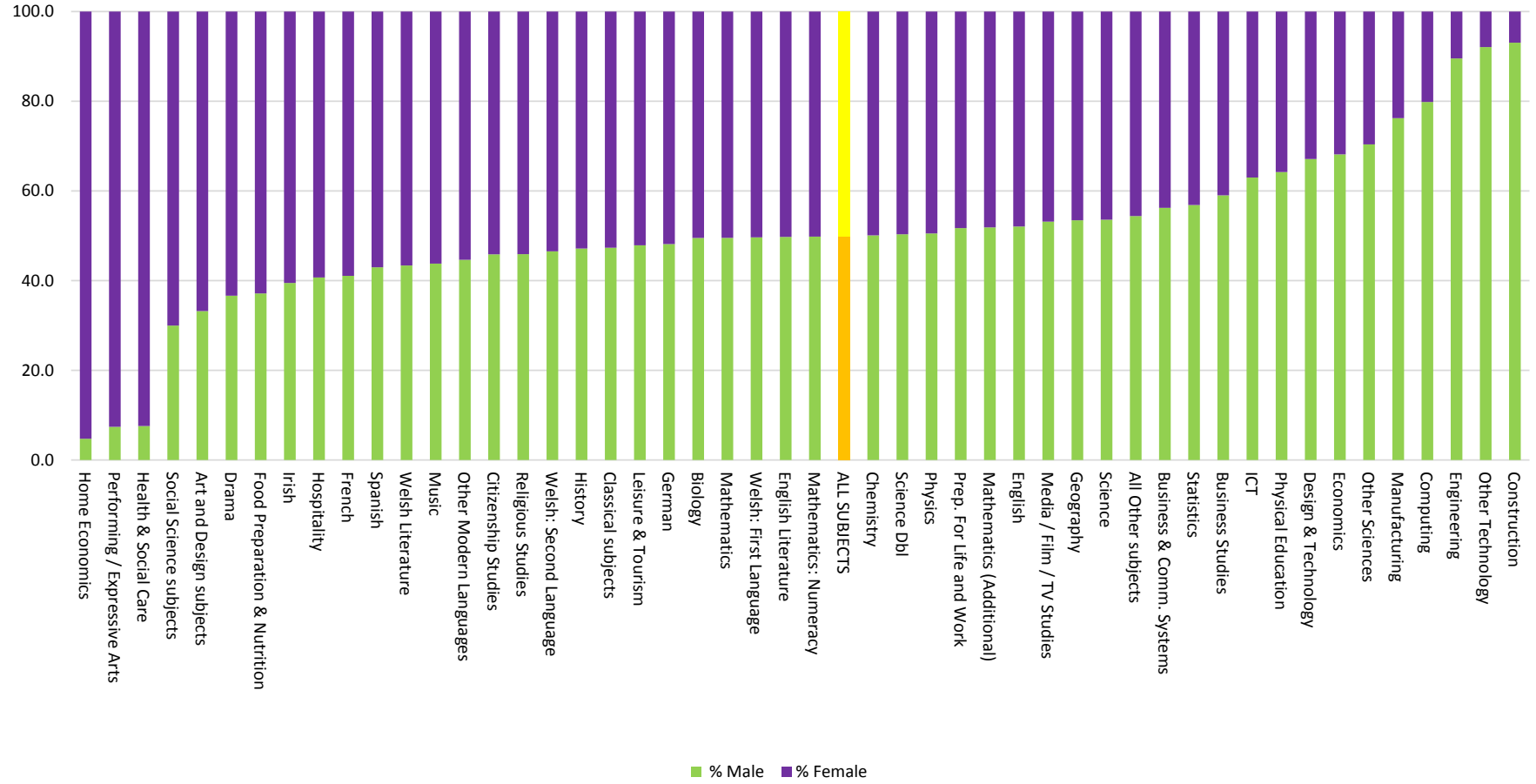


GCSE additional charts – summer 2018

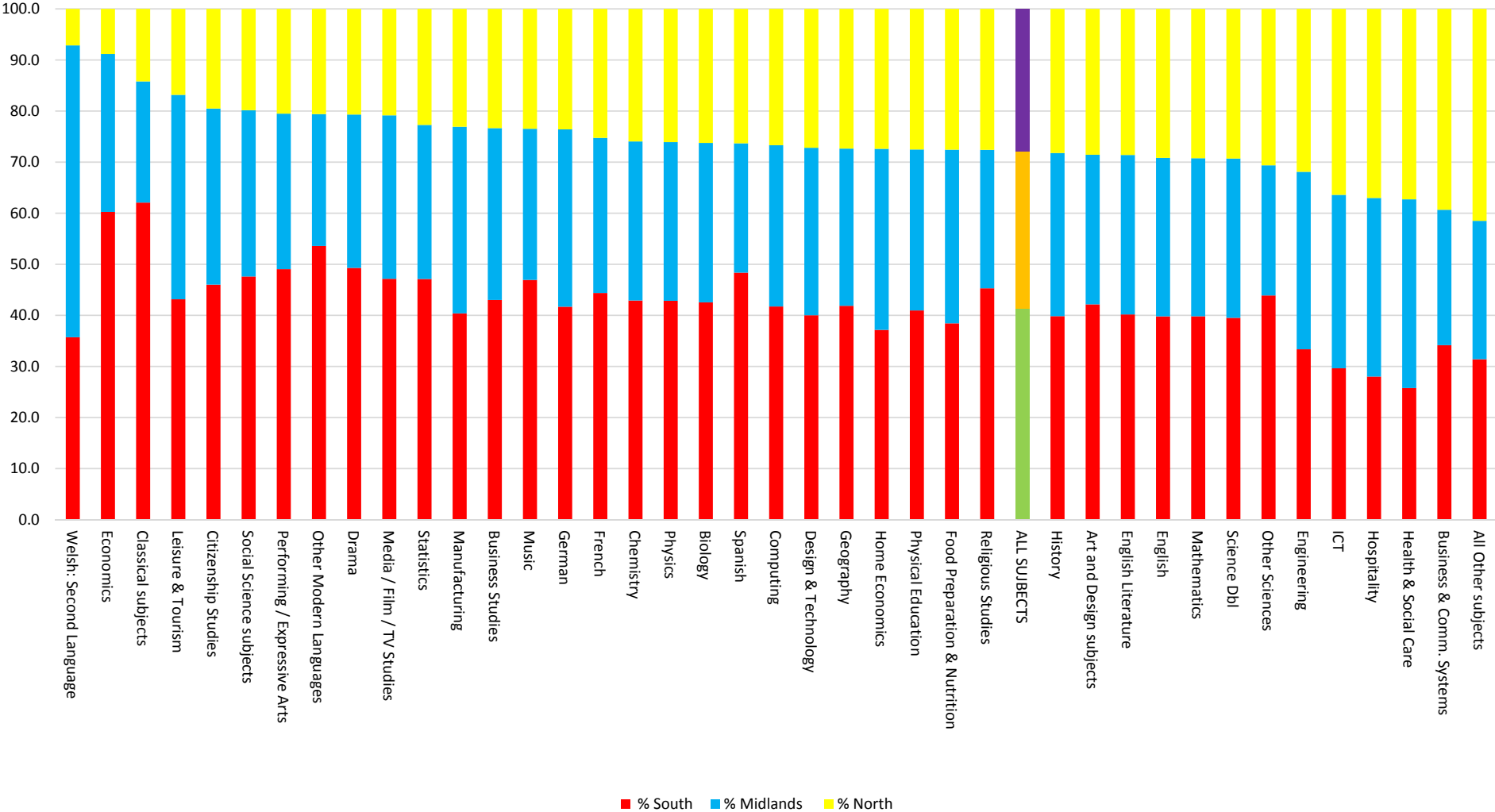
Differences between GCSE subject choices by age group - 2018



Differences between male and female subject choices



Differences in GCSE subject choices by major region - 2018



GCSE outcomes by English region 2018

	A/7	C/4	G/1
North East	16.7	64.5	98.5
North West	18.1	64.6	98.2
Yorkshire & Humber	17.0	63.5	98.1
West Midlands	17.5	63.1	98.2
East Midlands	17.7	65.1	98.5
Eastern Region	20.4	67.2	98.6
South West	20.3	67.8	98.7
South East	23.5	69.6	98.6
London	25.2	70.3	98.4

Changes at Key Grades 2017 to 2018 by English region

Achievement at A/7 & over			
	Cum % at Grade		Change
Region	2017	2018	2018-17
North East	16.3	16.7	0.5
North West	17.9	18.1	0.2
Yorks/Humber	16.8	17.0	0.2
West Midlands	17.5	17.5	-0.1
East Midlands	17.5	17.7	0.2
Eastern Region	19.9	20.4	0.5
South West	19.5	20.3	0.8
South East	22.8	23.5	0.7
London	24.6	25.2	0.6

Achievement at C/4 & over			
	Cum % at Grade		Change
Region	2017	2018	2018-17
North East	63.4	64.5	1.1
North West	64.4	64.6	0.1
Yorks/Humber	63.2	63.5	0.3
West Midlands	63.6	63.1	-0.4
East Midlands	64.1	65.1	1.1
Eastern Region	66.5	67.2	0.7
South West	66.6	67.8	1.2
South East	68.7	69.6	0.9
London	69.9	70.3	0.4