

## TABLES – GCSE, Project and Entry Level Trends - UK, 2019

### GCSE full course trends

Chart 1 Total entry for GCSE full course subjects, 2010-2019

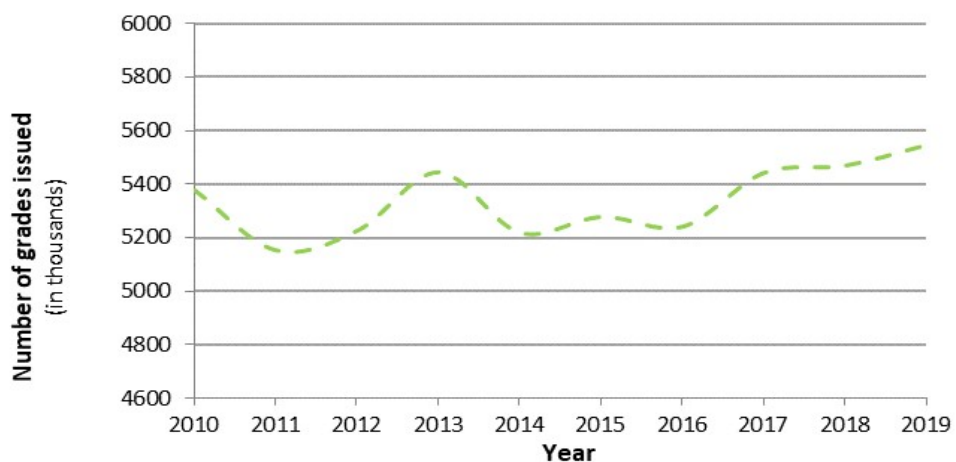
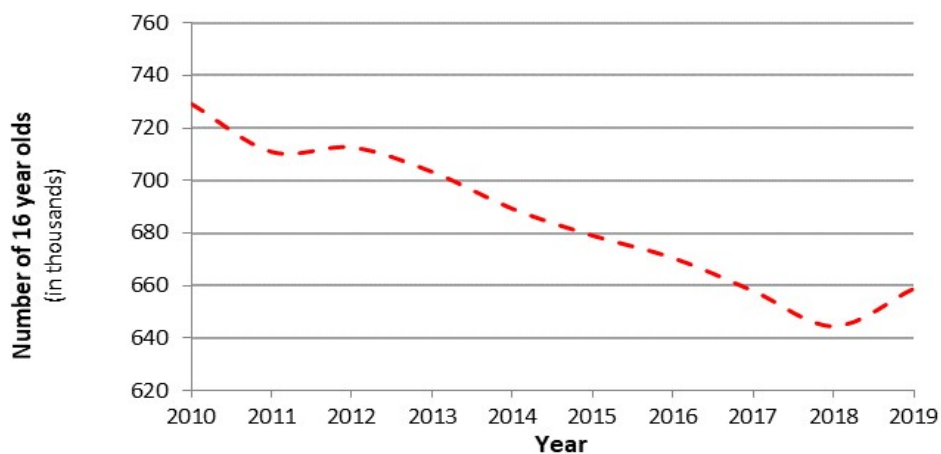


Chart 2 Cohort size 2010-2019

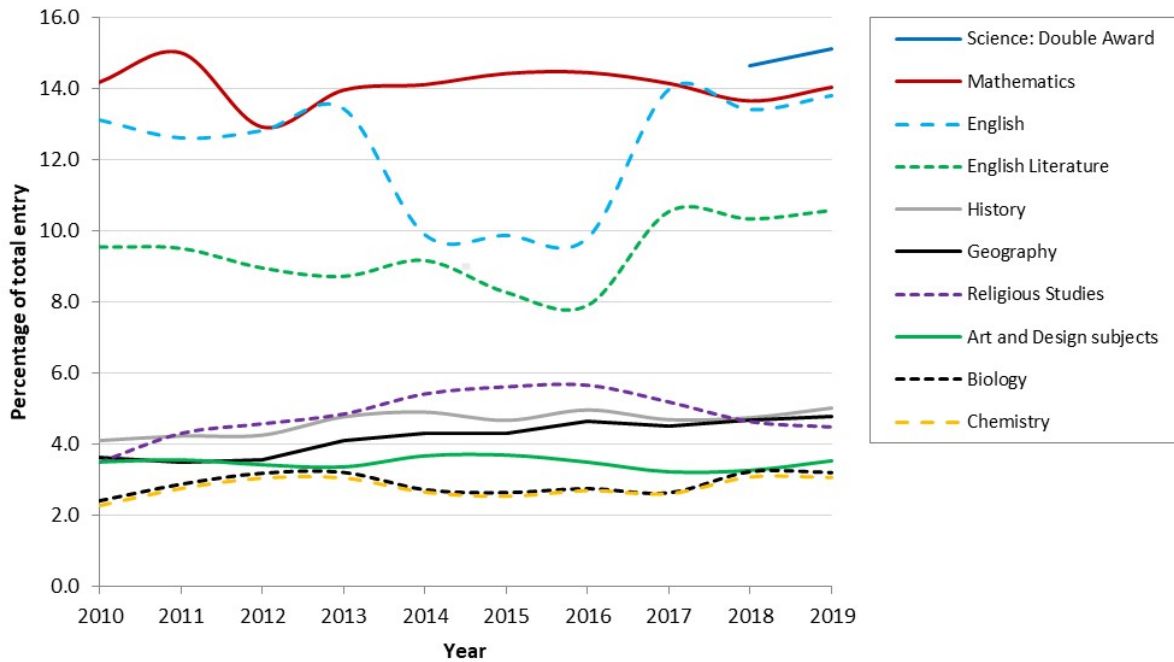


**Table A Top ten GCSE full course subjects in 2019**

Ranking		Subject	% of total	Number of entries
1	(1)	Science: Double Award	15.1	839,258
2	(2)	Mathematics	14.0	778,858
3	(3)	English	13.8	765,332
4	(4)	English Literature	10.6	587,051
5	(5)	History	5.0	278,759
6	(6)	Geography	4.8	265,169
7	(7)	Religious Studies	4.5	249,022
8	(8)	Art and Design subjects	3.5	195,928
9	(9)	Biology	3.2	177,454
10	(10)	Chemistry	3.1	170,034

(2018 ranking in brackets. Science: Double Award counts as two entries per candidate.)

**Chart 3 Top ten GCSE full course subjects as a percentage of the total entry over the period 2010 to 2019**

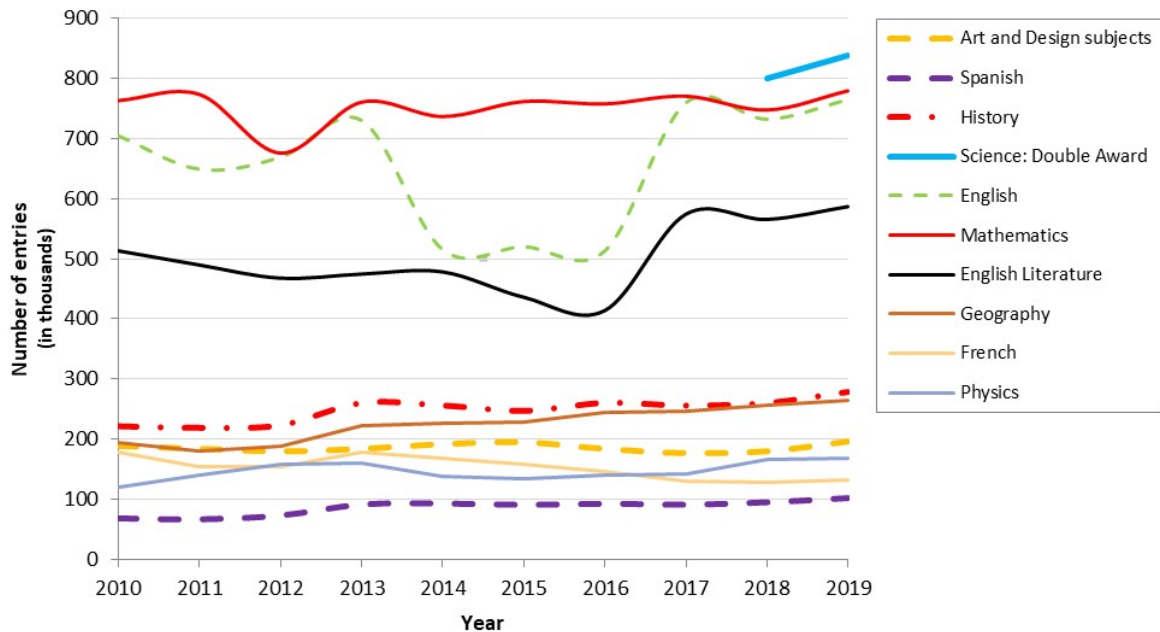


**Table B Top GCSE full course subject increases (entry greater than 100,000)**  
(Changes from 2018-2019)

Ranking		Subject	% change	2018 Number of entries	2019 Number of entries
1	(6)	Art and Design subjects	9.5	178,891	195,928
2		Spanish	7.5	95,080	102,242
3	(7)	History	7.1	260,204	278,759
4		Science: Double Award	4.8	801,080	839,258
5		English	4.4	733,085	765,332
6		Mathematics	4.2	747,169	778,858
7		English Literature	3.8	565,791	587,051
8	(5)	Geography	3.4	256,420	265,169
9		French	3.2	126,750	130,831
10	(4)	Physics	1.1	166,462	168,330

(2018 ranking in brackets. Subjects having a year-on-year decrease in 2018 are shown as blank.)

**Chart 4 Top GCSE full course subject increases, 2019 (entry greater than 100,000)**

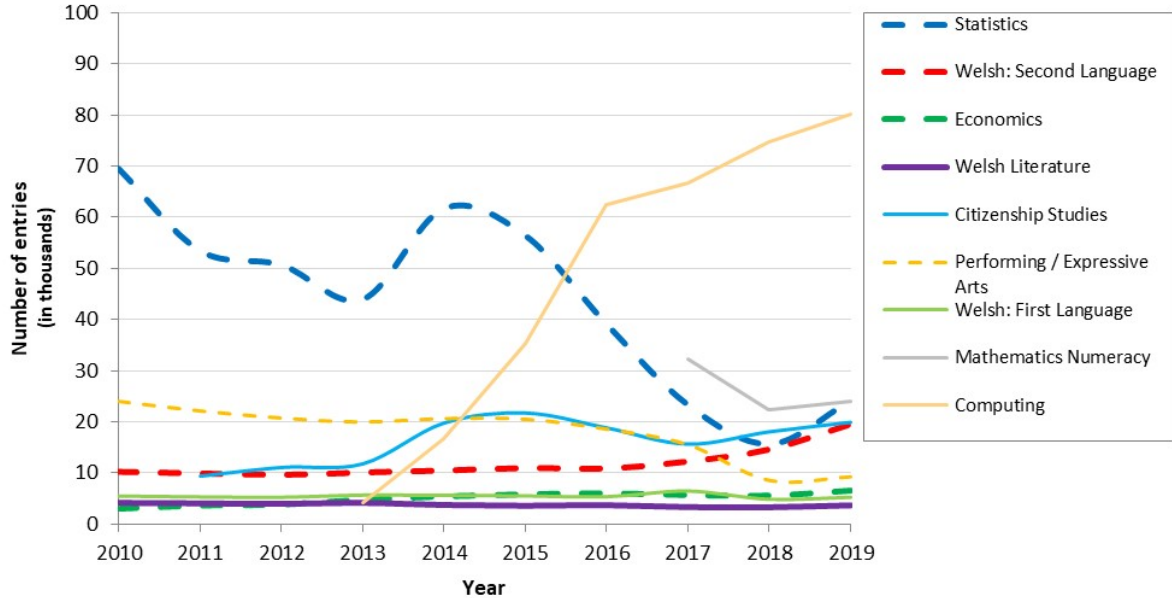


**Table C Top GCSE full course subject increases (entry less than 100,000)**  
(Changes from 2018-2019)

Ranking	Subject	% change	2018 Number of entries	2019 Number of entries
1	Statistics	54.4	15,562	24,027
2 (1)	Welsh: Second Language	33.2	14,646	19,514
3	Economics	16.7	5,544	6,470
4	Welsh Literature	11.1	3,304	3,671
5 (2)	Citizenship Studies	10.3	17,963	19,821
6	Performing / Expressive Arts	8.2	8,646	9,351
7	Welsh: First Language	7.5	4,848	5,212
8	Mathematics Numeracy	7.4	22,448	24,105
9 (3)	Computing	7.2	74,621	80,027
10 (4)	Construction	4.7	763	799

(2018 ranking in brackets. Subjects having a year-on-year decrease in 2018 are shown as blank.)

**Chart 5 Top GCSE full course subject increases, 2019 (entry less than 100,000\*)**



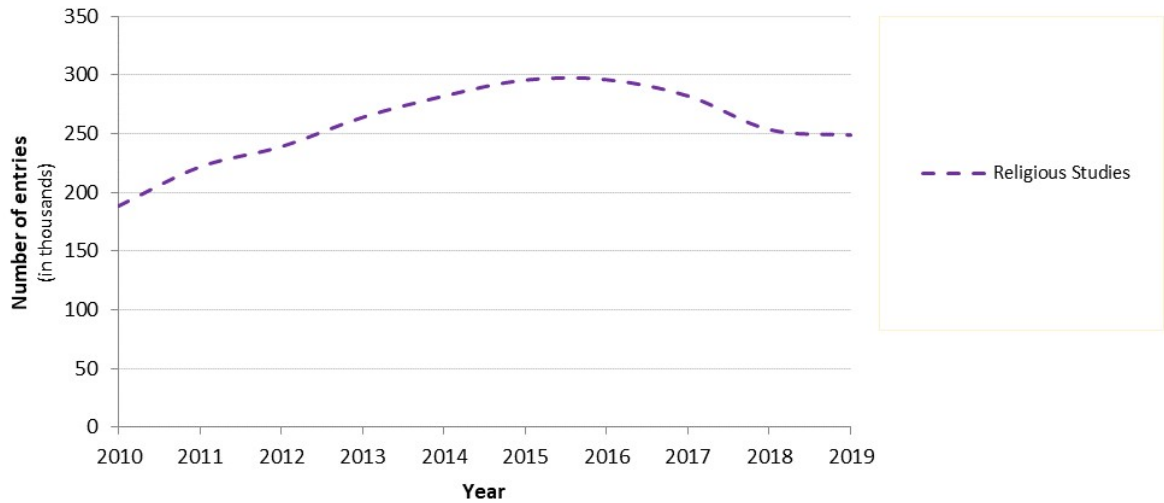
\*Entries less than 1,000 excluded.

**Table D Top GCSE full course subject decreases (entry greater than 100,000)**  
(Changes from 2018-2019)

Ranking	Subject	% change	2018 Number of entries	2019 Number of entries
1 (2)	Religious Studies	-1.8	253,618	249,022
2				
3				
4				
5				

(2018 ranking in brackets. Subjects having a year-on-year increase in 2018 are shown as blank.)

**Chart 6 Top GCSE full course subject decreases, 2019 (entry more than 100,000)**

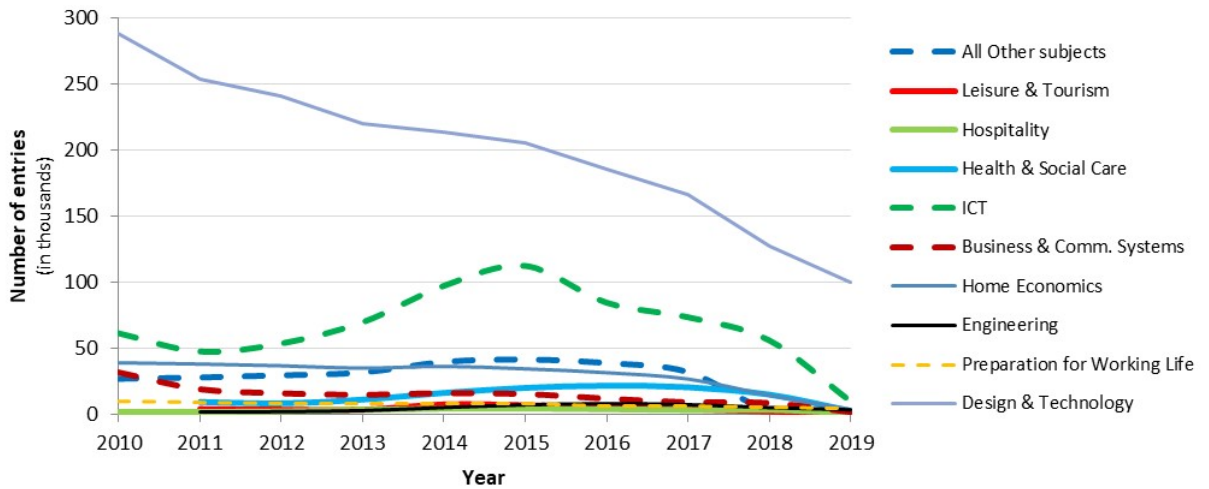


**Table E GCSE full course subject decreases (entry less than 100,000)**  
(Changes from 2018-2019)

Ranking	Subject	% change	2018 Number of entries	2019 Number of entries
1 (2)	All Other subjects	-96.4	3,151	113
2 (6)	Leisure & Tourism	-95.2	2,306	111
3	Hospitality	-88.1	3,015	359
4 (11)	Health & Social Care	-83.2	14,822	2,484
5 (13)	ICT	-82.9	55,589	9,515
6 (19)	Business & Comm. Systems	-80.0	8,424	1,685
7 (4)	Home Economics	-75.7	14,505	3,526
8 (10)	Engineering	-31.1	4,972	3,424
9 (16)	Preparation for Working Life	-22.6	5,554	4,301
10	Design & Technology	-21.7	127,232	99,659

(2018 ranking in brackets. Subjects having a year-on-year increase or entry >100K in 2018 are shown as blank.)

**Chart 7 Top GCSE full course subject decreases, 2019 (entry fewer than 100,000)**



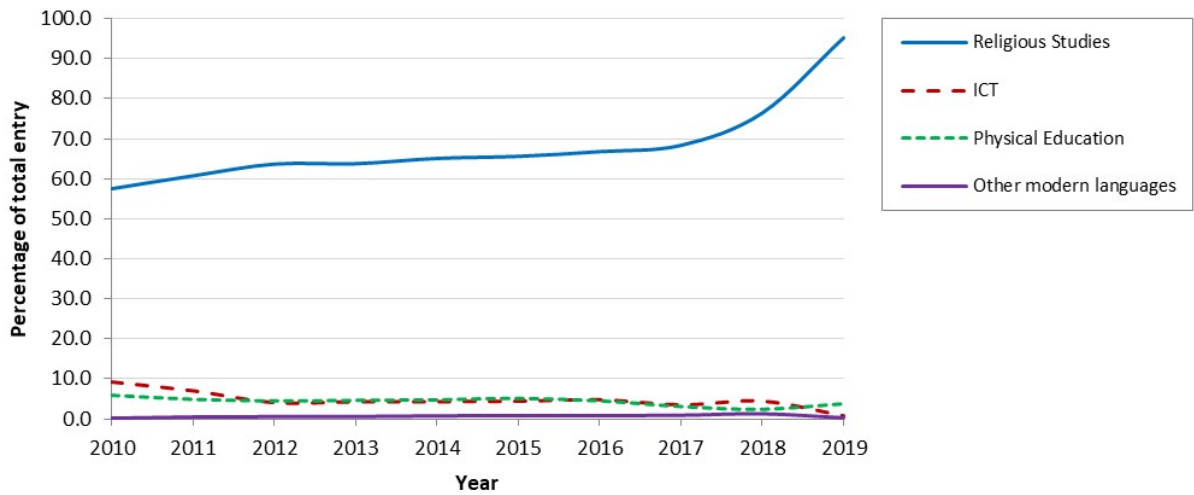
# GCSE short course trends

**Table F Top GCSE short course subjects in 2019**

Ranking	Subject	% of total	Number of entries
1 (1)	Religious Studies	95.1	31,501
2 (4)	Physical Education	3.8	1,268
3 (3)	ICT	0.8	281
4 (5)	Other modern languages	0.2	66
5			

(2018 ranking in brackets.)

**Chart 8 Top five GCSE short course subjects as a percentage of the total entry over the period 2010 to 2019**



## GCSE double award trends

**Table G Top GCSE double award subjects in 2019**

<b>Ranking</b>	<b>Subject</b>	<b>% of total</b>	<b>Number of entries</b>
1 (2)	Health & Social Care	100.0	115
2			
3			
4			
5			

(2018 ranking in brackets.)

## Entry Level trends

**Table H Top Entry Level subjects in 2019**

<b>Ranking</b>	<b>Subject</b>	<b>% of total</b>	<b>Number of entries</b>
1 (1)	Mathematics	33.6	15,174
2 (2)	English	25.4	11,476
3 (3)	Science	24.6	11,089
4 (4)	ICT	4.4	1,995
5 (5)	Physical Education	4.4	1,982

(2018 ranking in brackets)

## Project Trends

**Table I Changes from 2018-2019**

<b>Subject</b>	<b>% change</b>	<b>2018 Number of entries</b>	<b>2019 Number of entries</b>
Level 1 Project	-22.7	750	580
Level 2 Project	2.9	3,771	3,882