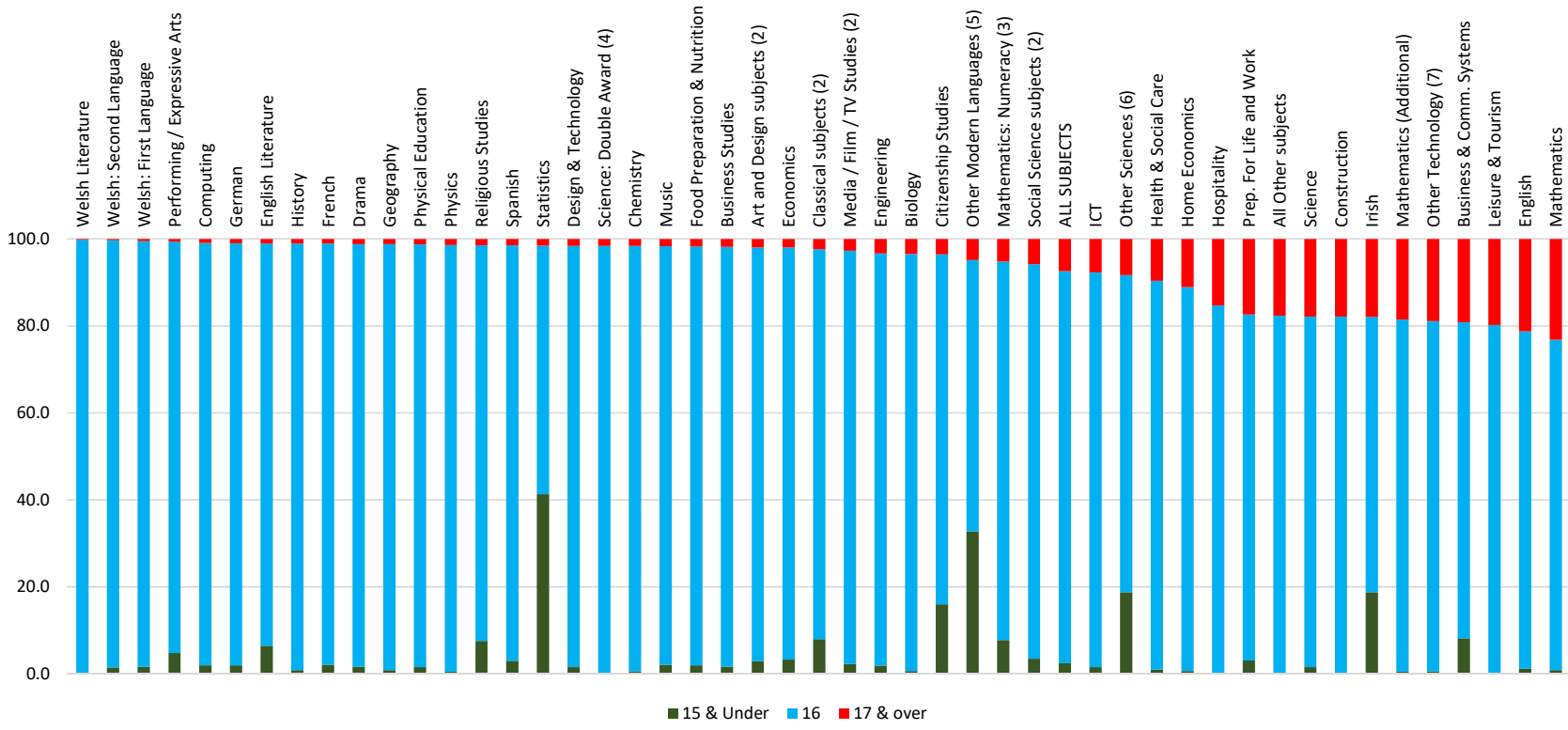
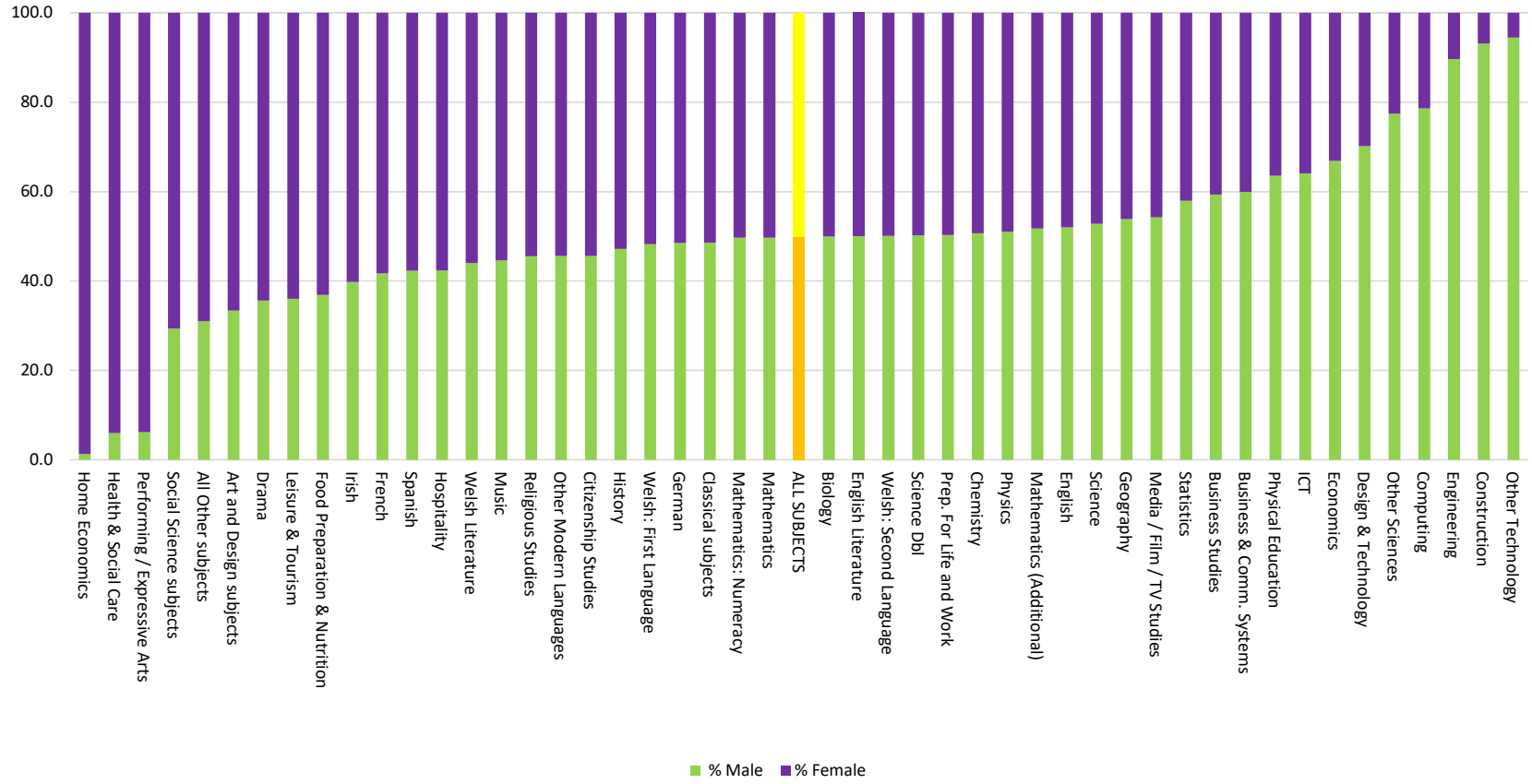


GCSE additional charts – summer 2019

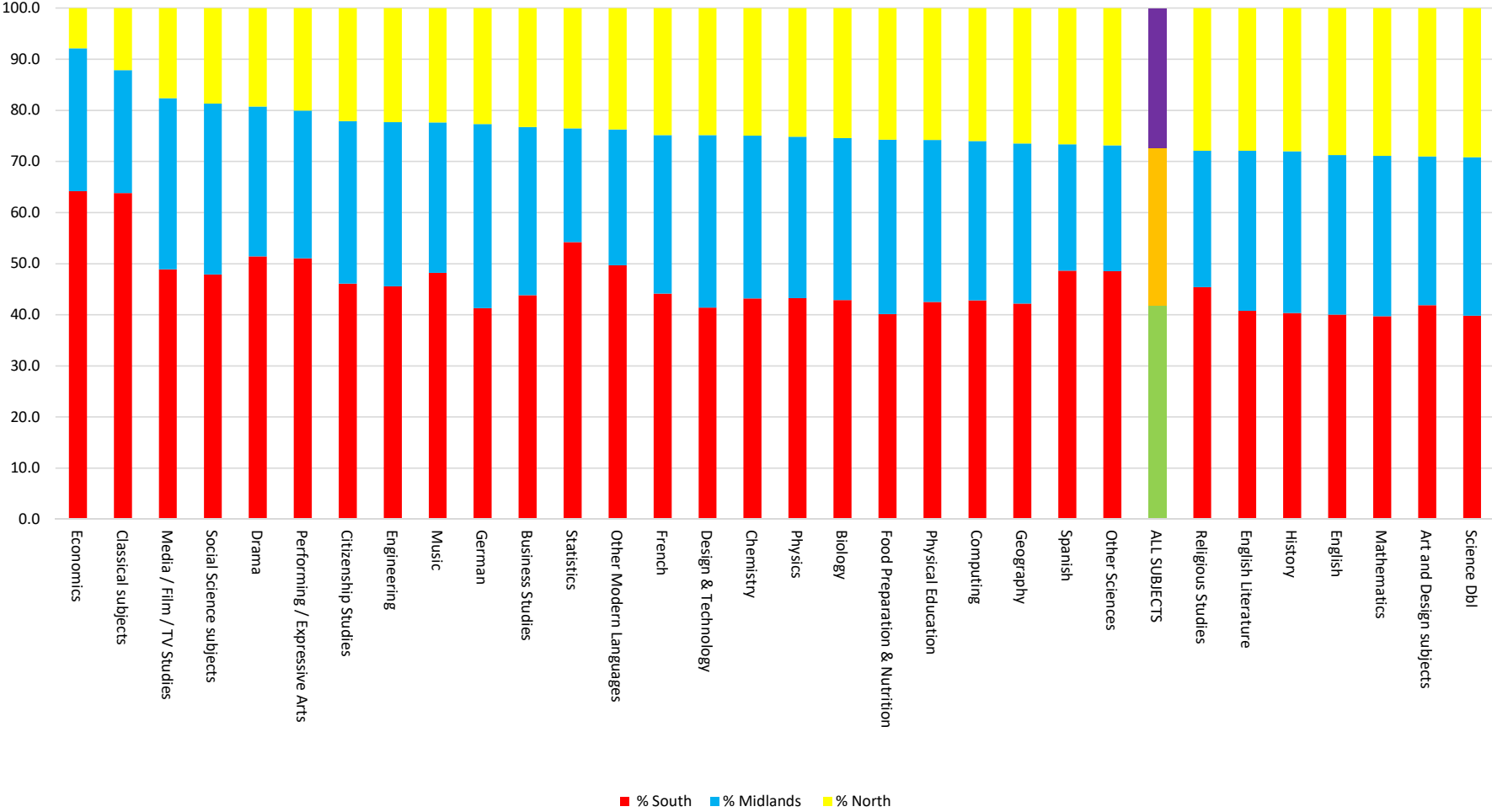
Differences between GCSE subject choices by age group - 2019



Differences between male and female subject choices - 2019



Differences in GCSE subject choices by major region - 2019



GCSE outcomes by English region 2019

	A/7	C/4	G/1
North East	16.4	63.8	98.3
North West	18.6	64.9	98.1
Yorkshire & Humber	17.8	64.1	98.0
West Midlands	18.1	63.8	98.2
East Midlands	18.3	65.8	98.4
Eastern Region	20.5	67.1	98.5
South West	20.4	68.3	98.6
South East	23.5	70.2	98.5
London	25.7	70.6	98.4

Changes at Key Grades 2018 to 2019 by English region

Achievement at A/7 & over			
Region	Cum % at Grade		Change
	2018	2019	2019-18
North East	16.7	16.4	-0.3
North West	18.1	18.6	0.4
Yorks/Humber	17.0	17.8	0.7
West Midlands	17.5	18.1	0.6
East Midlands	17.7	18.3	0.6
Eastern Region	20.4	20.5	0.1
South West	20.3	20.4	0.2
South East	23.5	23.5	0.1
London	25.2	25.7	0.6

Achievement at C/4 & over			
Region	Cum % at Grade		Change
	2018	2019	2019-18
North East	64.5	63.8	-0.7
North West	64.6	64.9	0.3
Yorks/Humber	63.5	64.1	0.5
West Midlands	63.1	63.8	0.7
East Midlands	65.1	65.8	0.7
Eastern Region	67.2	67.1	0.0
South West	67.8	68.3	0.5
South East	69.6	70.2	0.6
London	70.3	70.6	0.4