

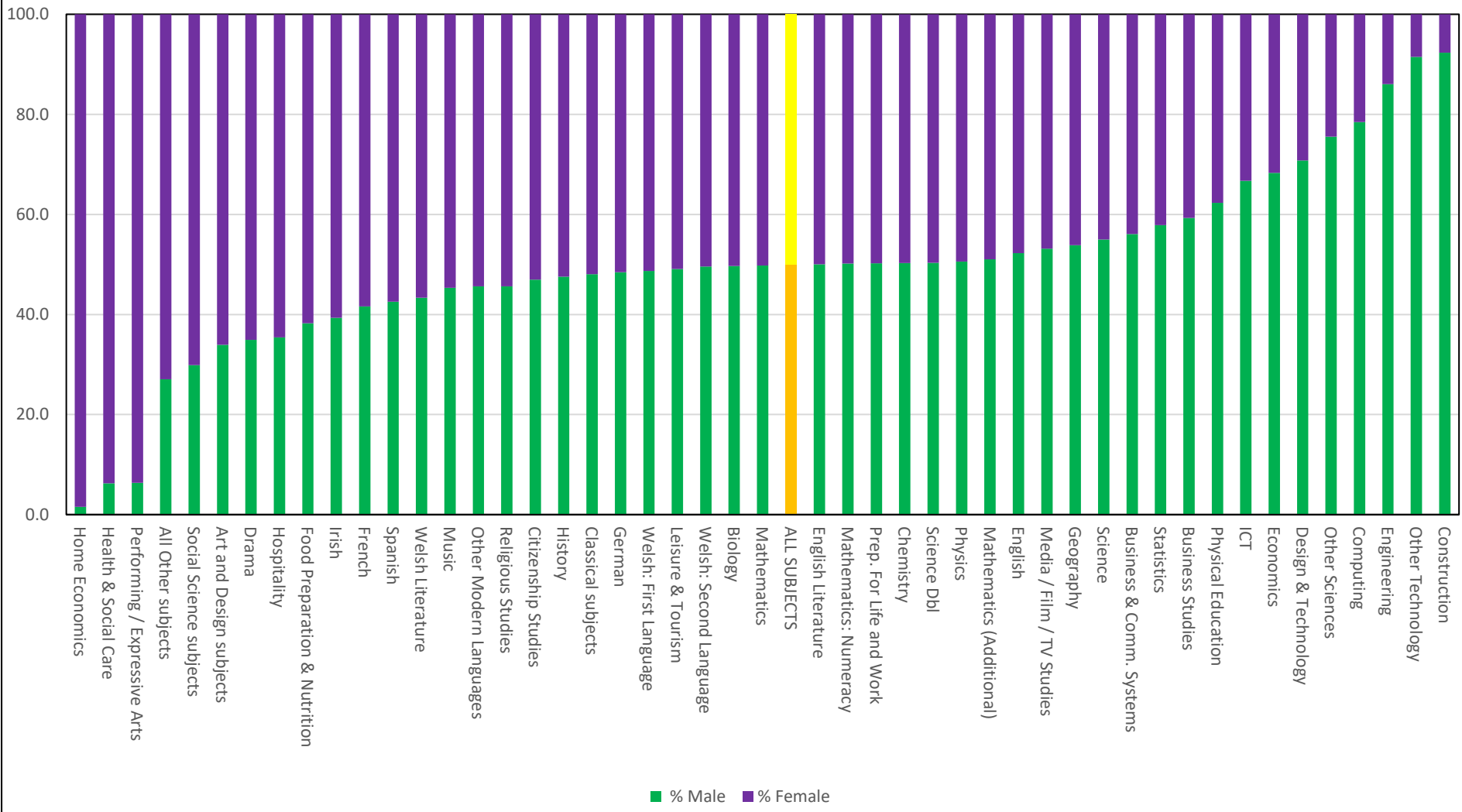


GCSE Additional Charts

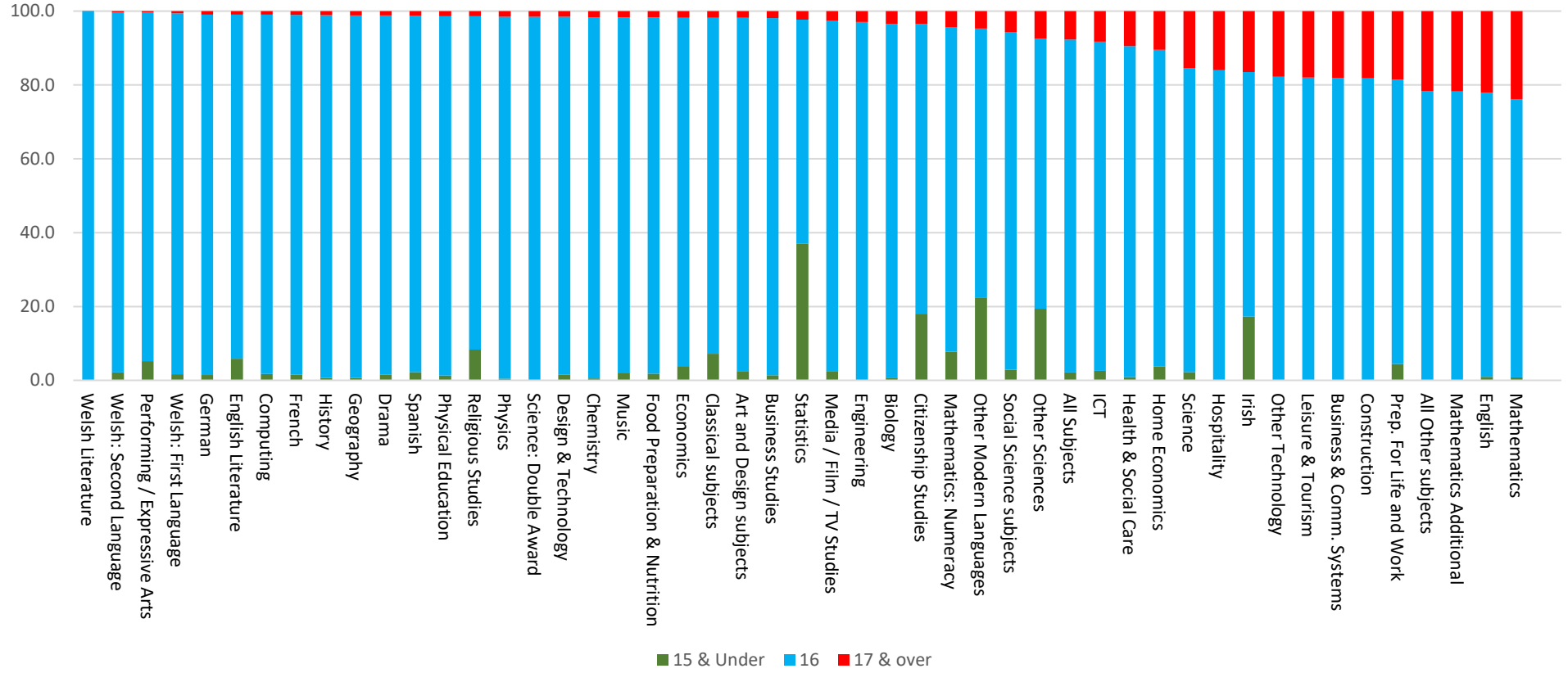
Summer 2020

Differences between male and female subject choices

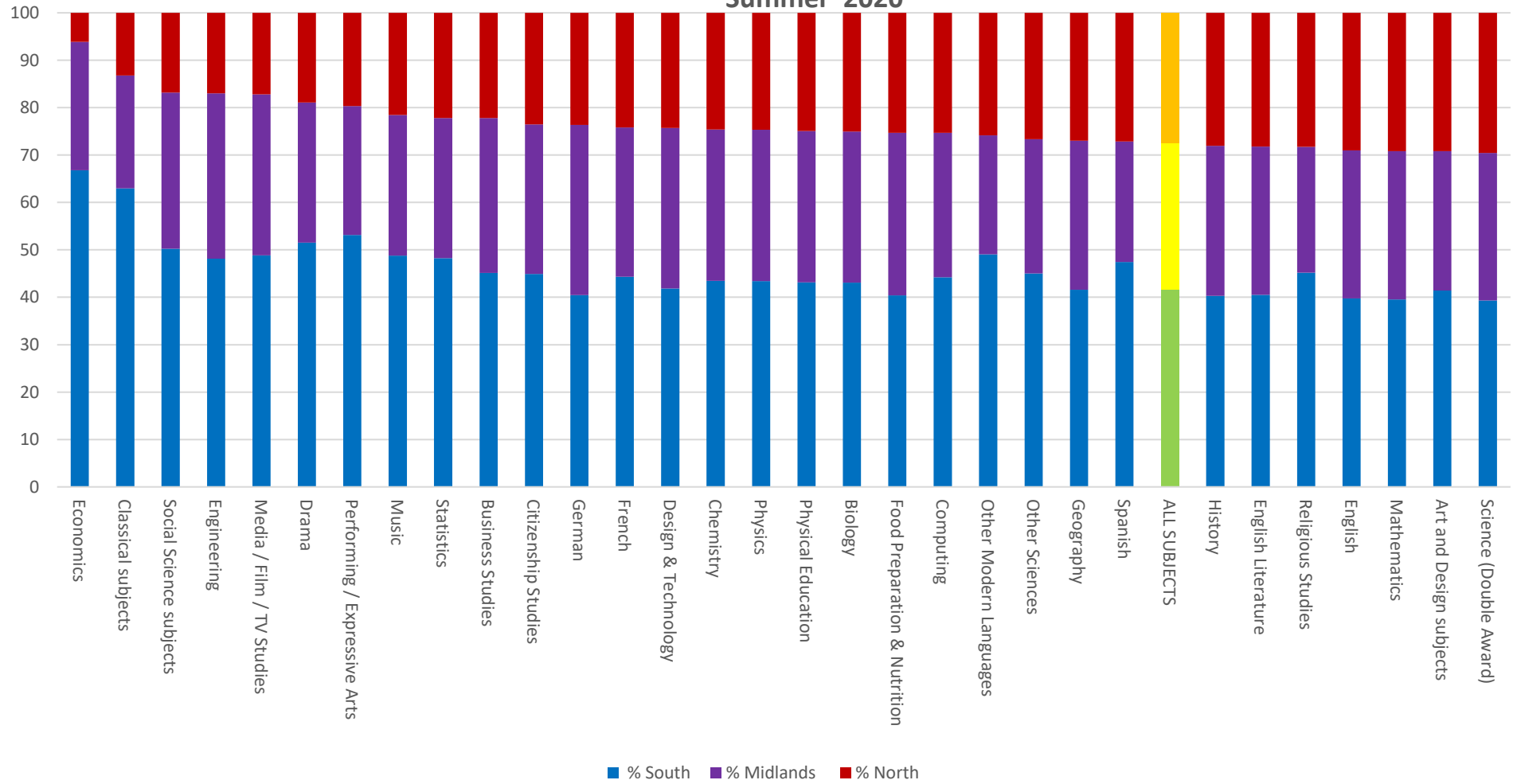
Summer 2020



Differences between GCSE subject choices by age group Summer 2020



Differences in GCSE subject choice by major region in England Summer 2020



GCSE outcomes by English region Summer 2020

Region	A/7	C/4	G/1	U
North East	22.0	73.8	99.6	100.0
North West	23.5	74.2	99.5	100.0
Yorkshire and the Humber	22.3	72.6	99.4	100.0
West Midlands	23.0	73.3	99.5	100.0
East Midlands	23.0	74.9	99.6	100.0
Eastern Region	25.9	76.2	99.6	100.0
South West	26.1	77.6	99.7	100.0
South East	29.0	78.2	99.6	100.0
London	31.4	79.0	99.6	100.0

Changes at Key Grades by English region Summer 2019 to Summer 2020

Region	Grade A/7 & Over		
	Cum % at grade		Change 2020-19
	2019	2020	
North East	16.4	22.0	5.6
North West	18.6	23.5	5.0
Yorkshire and the Humber	17.8	22.3	4.5
West Midlands	18.1	23.0	4.9
East Midlands	18.3	23.0	4.7
Eastern Region	20.5	25.9	5.4
South West	20.4	26.1	5.7
South East	23.5	29.0	5.5
London	25.7	31.4	5.6

Region	Grade C/4 & Over		
	Cum % at grade		Change 2020-19
	2019	2020	
North East	63.8	73.8	10.0
North West	64.9	74.2	9.3
Yorkshire and the Humber	64.1	72.6	8.5
West Midlands	63.8	73.3	9.5
East Midlands	65.8	74.9	9.1
Eastern Region	67.1	76.2	9.0
South West	68.3	77.6	9.3
South East	70.2	78.2	8.1
London	70.6	79.0	8.4