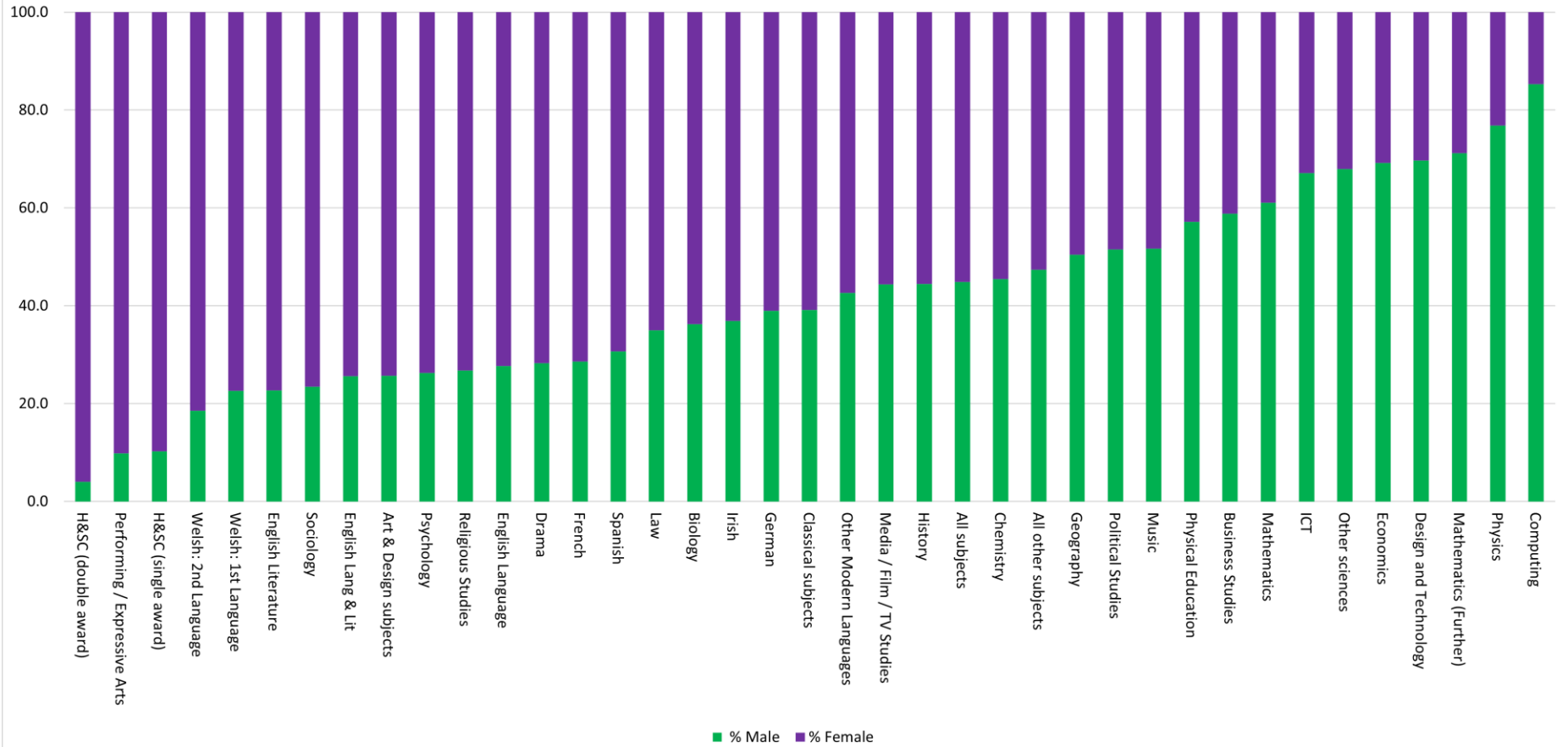


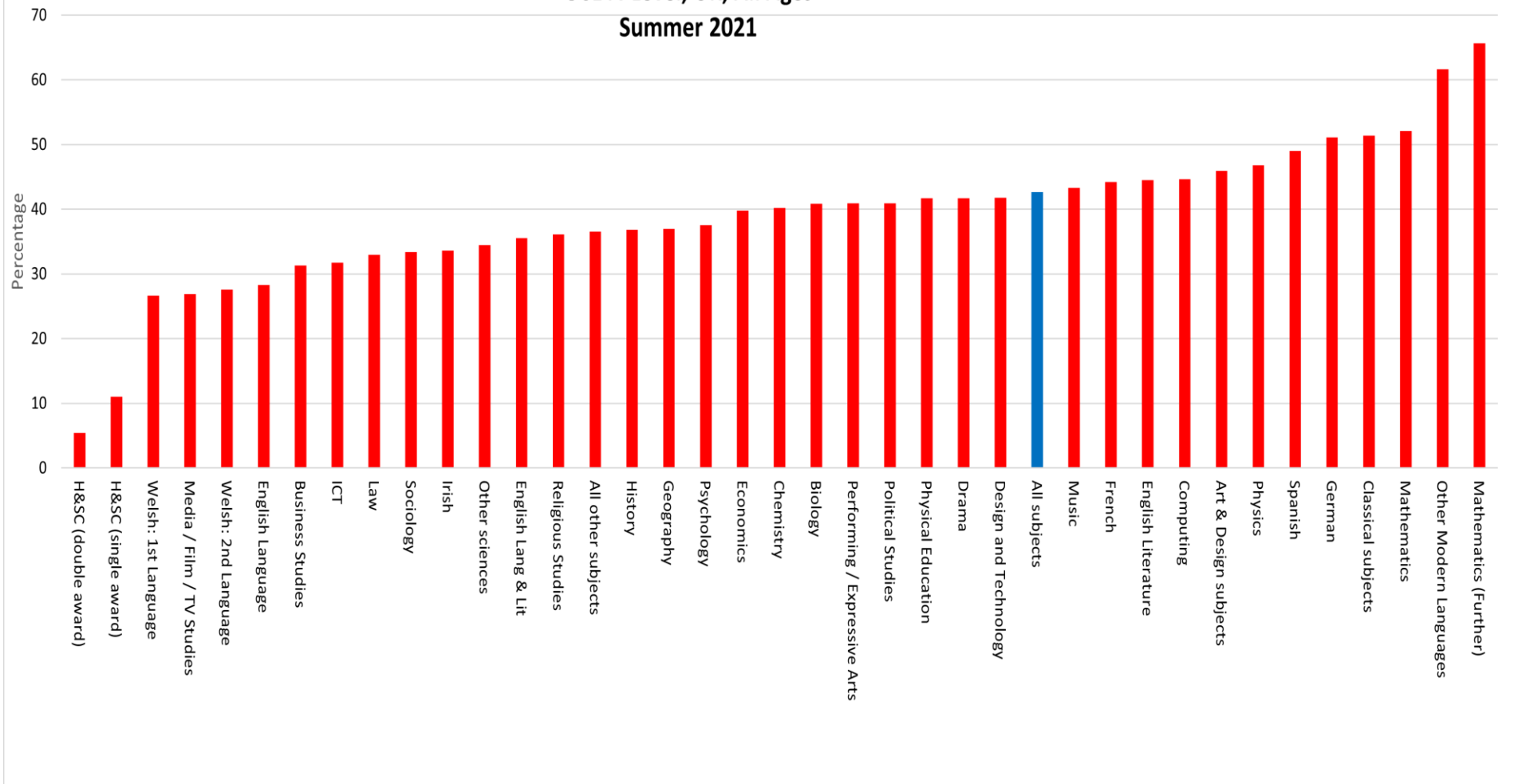


Appendices

Differences between male and female A level subject choices, UK All Ages, Summer 2021

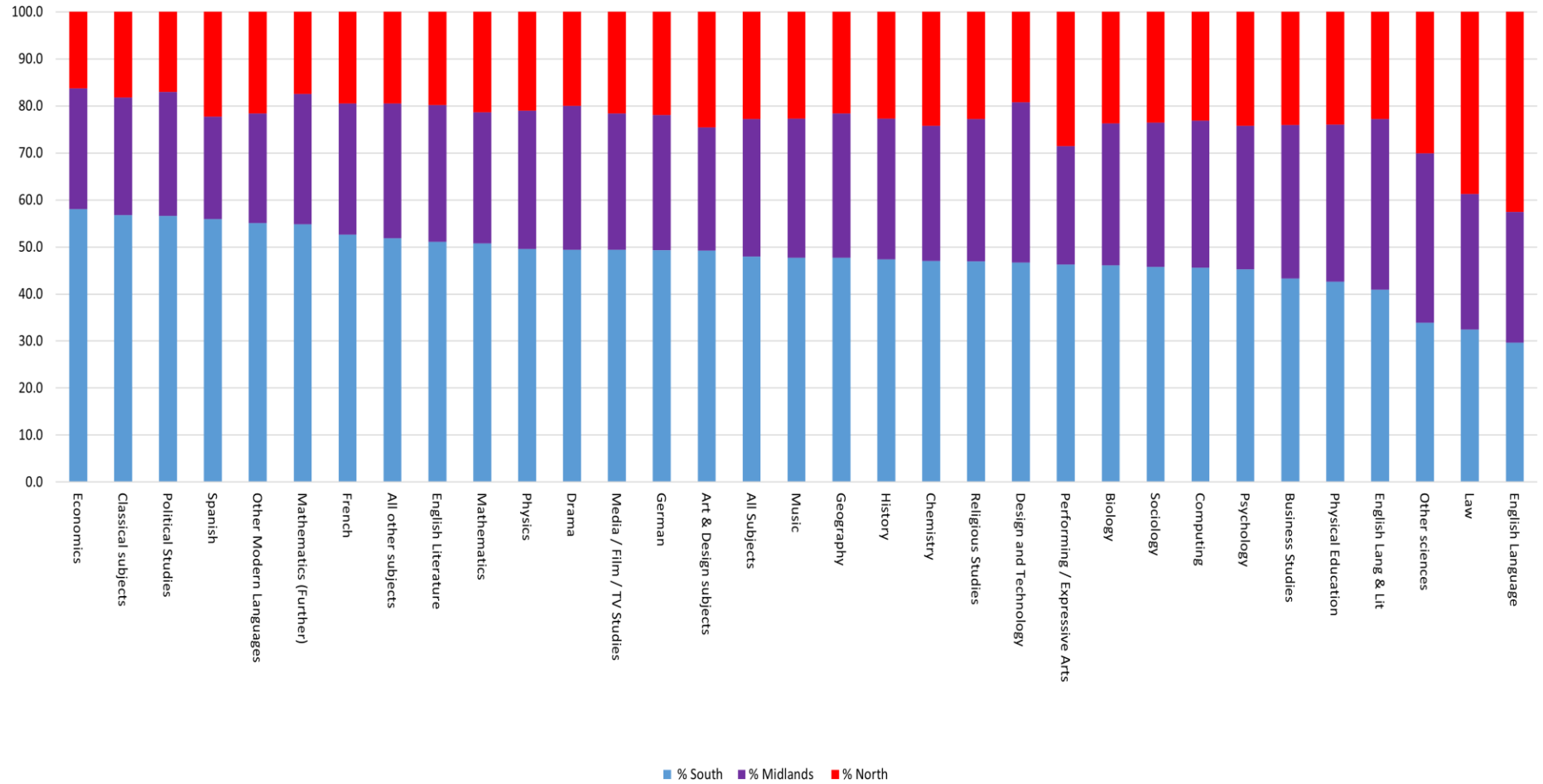


Grade A* as a percentage of grade A* - A awards
GCE A-Level, UK, All Ages
Summer 2021



This chart shows the proportion of A* achievement in relation to outcomes at A*- A.

Differences in GCE subject choices by major region in England Summer 2021



A-level results by English region

Summer 2021

Region	A*	A	B	C	D	E	U
North East	15.4	39.2	66.7	87.7	96.4	99.7	100.0
North West	16.6	41.4	68.1	87.6	96.1	99.6	100.0
Yorkshire and the Humber	16.4	41.1	67.7	87.6	96.2	99.6	100.0
West Midlands	16.5	40.9	67.0	87.2	96.0	99.5	100.0
East Midlands	16.8	41.3	67.3	87.0	95.8	99.5	100.0
Eastern Region	19.6	44.8	70.2	88.5	96.4	99.4	100.0
South West	19.3	44.7	70.0	88.1	96.2	99.5	100.0
South East	21.0	47.1	71.8	89.2	96.6	99.5	100.0
London	22.2	47.9	72.2	88.9	96.2	99.3	100.0

Changes at grade A & E, 2020 to 2021 by English region

Region	Grade A		
	Cum % at grade		Change
	2020	2021	2020-21
North East	35.6	39.2	3.6
North West	35.8	41.4	5.7
Yorkshire and the Humber	35.0	41.1	6.1
West Midlands	35.0	40.9	5.9
East Midlands	34.5	41.3	6.8
Eastern Region	38.3	44.8	6.5
South West	38.8	44.7	5.9
South East	41.2	47.1	5.8
London	40.7	47.9	7.1

Region	Grade E		
	Cum % at grade		Change
	2020	2021	2020-21
North East	99.9	99.7	-0.1
North West	99.8	99.6	-0.2
Yorkshire and the Humber	99.8	99.6	-0.2
West Midlands	99.7	99.5	-0.2
East Midlands	99.6	99.5	-0.2
Eastern Region	99.7	99.4	-0.3
South West	99.8	99.5	-0.3
South East	99.7	99.5	-0.2
London	99.6	99.3	-0.3