

GCE A-level trends – Summer 2021, UK

Table 1 Top GCE A-level subjects in 2021 by entry

Ranking	Subject	% of total	Number of entries
1 (1)	Mathematics	11.8	97,690
2 (2)	Psychology	8.6	71,235
3 (3)	Biology	8.5	70,055
4 (4)	Chemistry	7.3	59,978
5 (5)	History	5.6	45,865
6 (6)	Art and Design Subjects	5.1	42,237
7 (8)	Sociology	5.1	42,091
8 (9)	Physics	4.9	40,741
9 (7)	English Literature	4.8	39,492
10 (10)	Business Studies	4.7	38,546

(2020 ranking in brackets)

Figure 1 Top ten GCE A-level subjects as a percentage of the total entry over the period 2011 to 2021

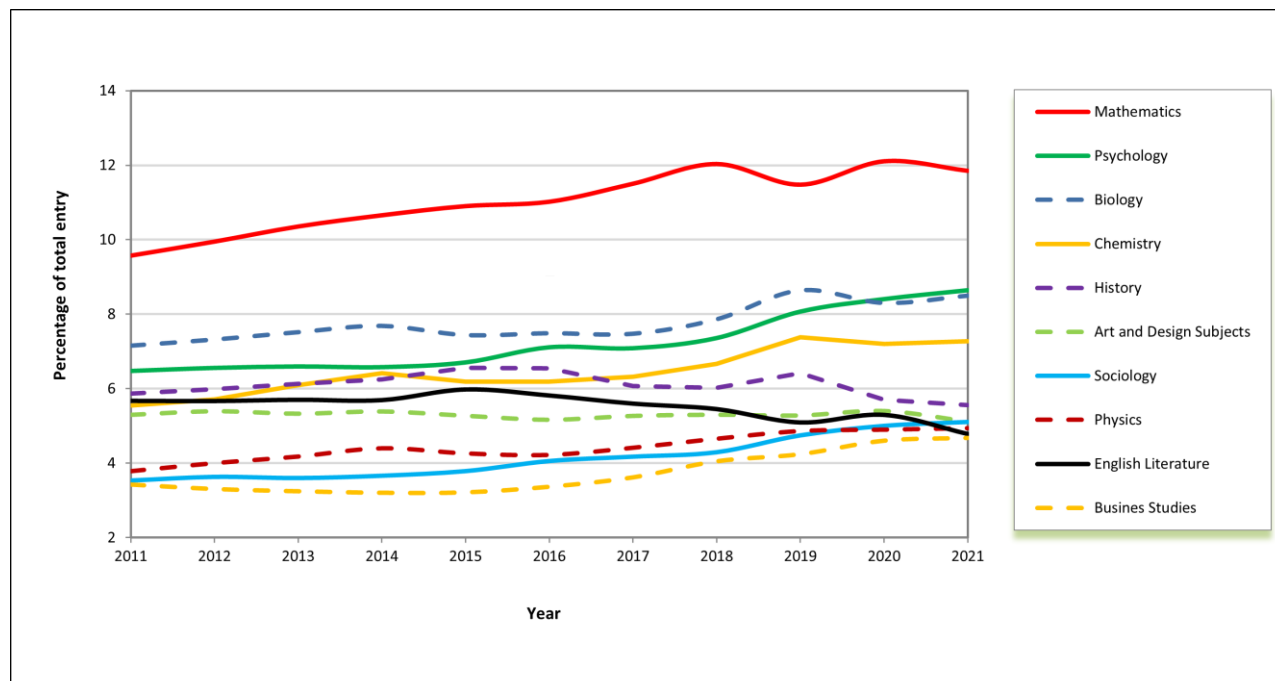


Table 2 Top GCE A-level subject increases (changes from 2020-2021)

Ranking	Subject	% Change	2020 Number of entries	2021 Number of entries
1	Geography	16.8	30,203	35,268
2 (10)	Law	15.4	11,711	13,519
3	Computing	11.3	12,428	13,829
4 (11)	Psychology	9.2	65,263	71,235
5 (7)	Sociology	7.9	38,994	42,091
6	Biology	7.6	65,120	70,055
7	Physics	7.4	37,921	40,741
8	Chemistry	6.9	56,100	59,978
9 (8)	Economics	6.9	31,391	33,546
10 (2)	Business Studies	6.5	36,188	38,546

(2020 ranking in brackets. Subjects over 5000 entries shown. Subjects having a year-on-year decrease in 2020 are shown as blank.)

Figure 2 Top GCE A-level subject increases, 2021

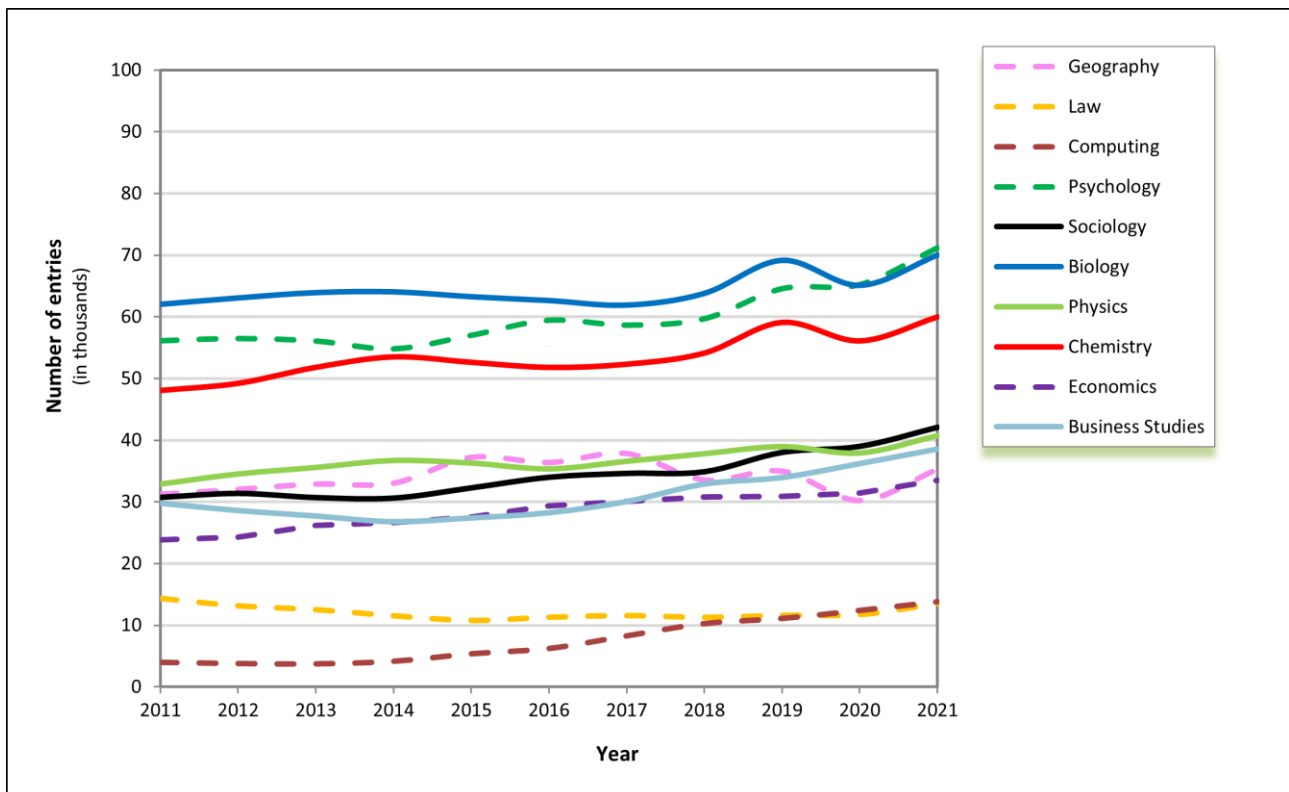


Table 3 GCE A-level subject decreases (changes from 2020-2021)

Ranking	Subject	% Change	2020 Number of entries	2021 Number of entries
1 (16)	Design and Technology	-5.8	10,588	9,979
2 (10)	German	-4.9	2,849	2,708
3	English Literature	-4.6	41,380	39,492
4 (18)	Media / Film / TV Studies	-3.5	21,585	20,831
5	English Language	-3.4	15,053	14,534
6				
7				
8				
9				
10				

(2020 ranking in brackets. Subjects over 1000 entries shown. Subjects having a year-on-year increase in 2020 are shown as blank.)

Figure 3 Top GCE A-level subject decreases, 2021

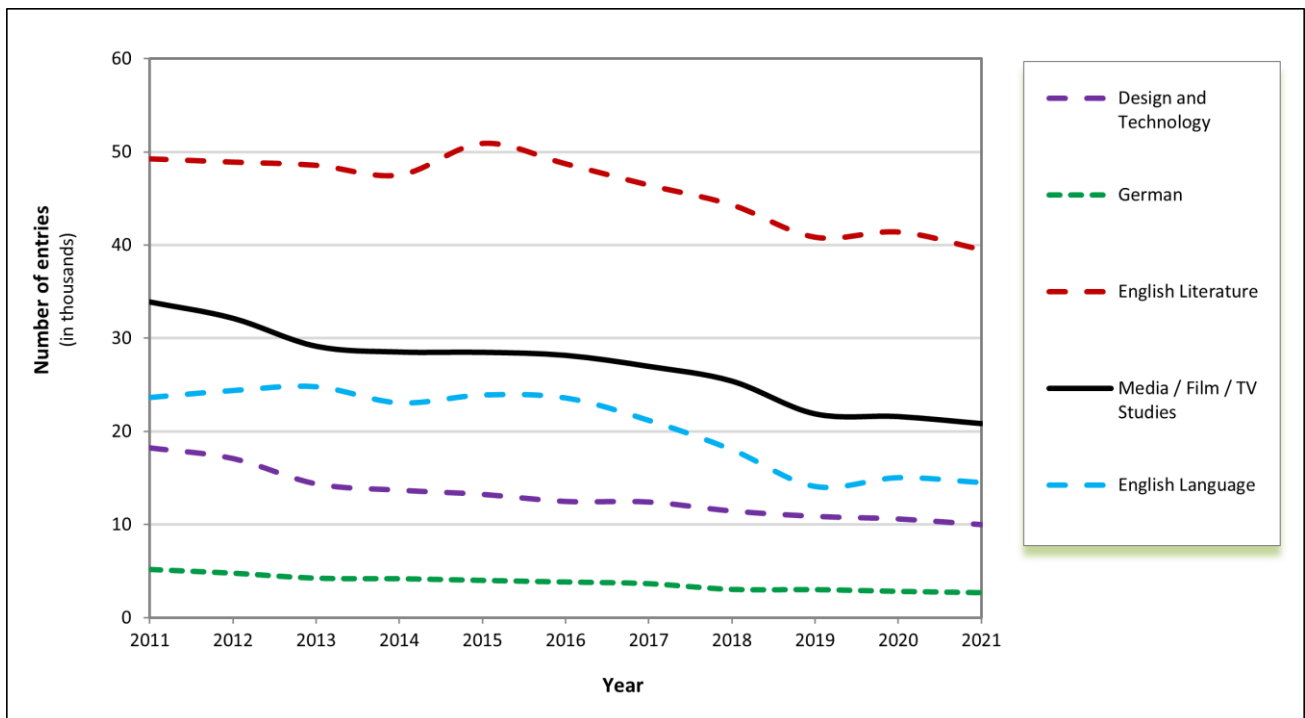


Figure 4 GCE A-level sciences, 2011-2021

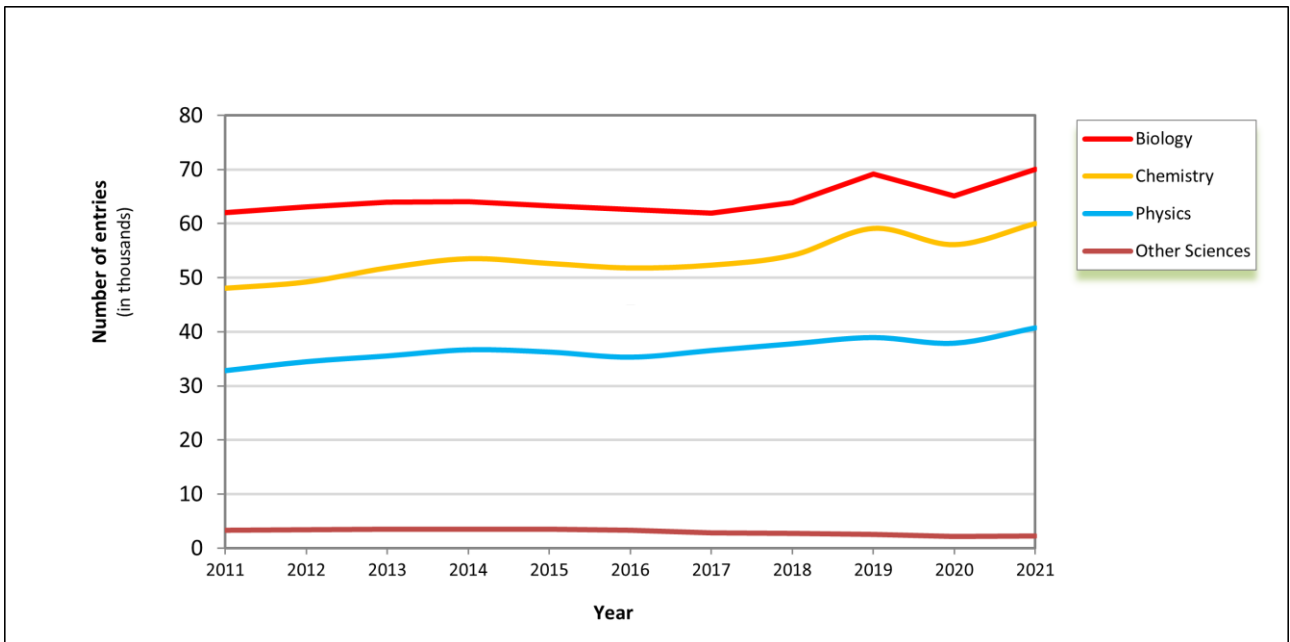
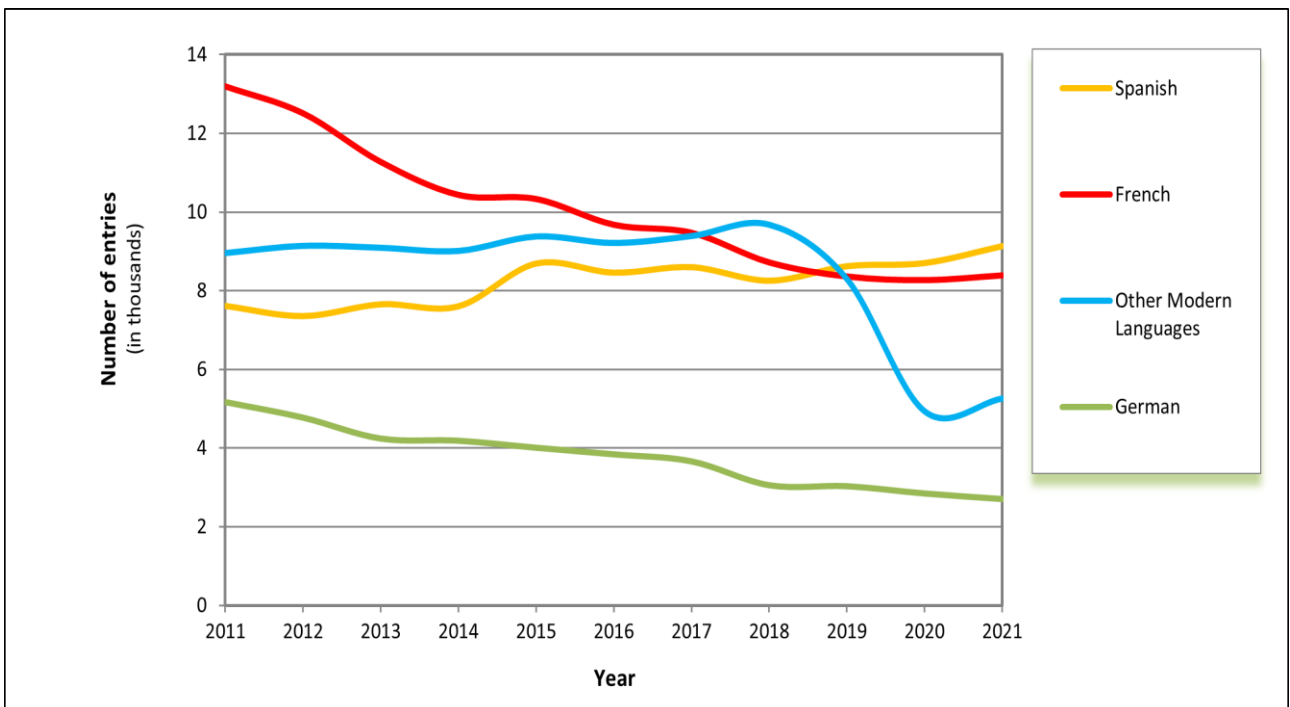


Figure 5 GCE A-level languages, 2011-2021



GCE AS-level trends – Summer 2021, UK

Table 4 Top GCE AS-level subjects in 2021

Ranking	Subject	% of total	Number of entries
1 (1)	Mathematics	10.7	14,466
2 (2)	Biology	8.9	12,031
3 (4)	Psychology	7.3	9,922
4 (3)	Chemistry	6.9	9,336
5 (6)	History	5.4	7,264
6 (7)	Sociology	5.3	7,222
7 (5)	Physics	5.0	6,772
8 (8)	Business Studies	4.9	6,703
9 (10)	Art and Design Subjects	4.1	5,601
10 (9)	English Literature	4.0	5,391

(2020 ranking in brackets)

Figure 6 Top ten AS-level subjects as a percentage of the total entry over the period 2011 to 2021

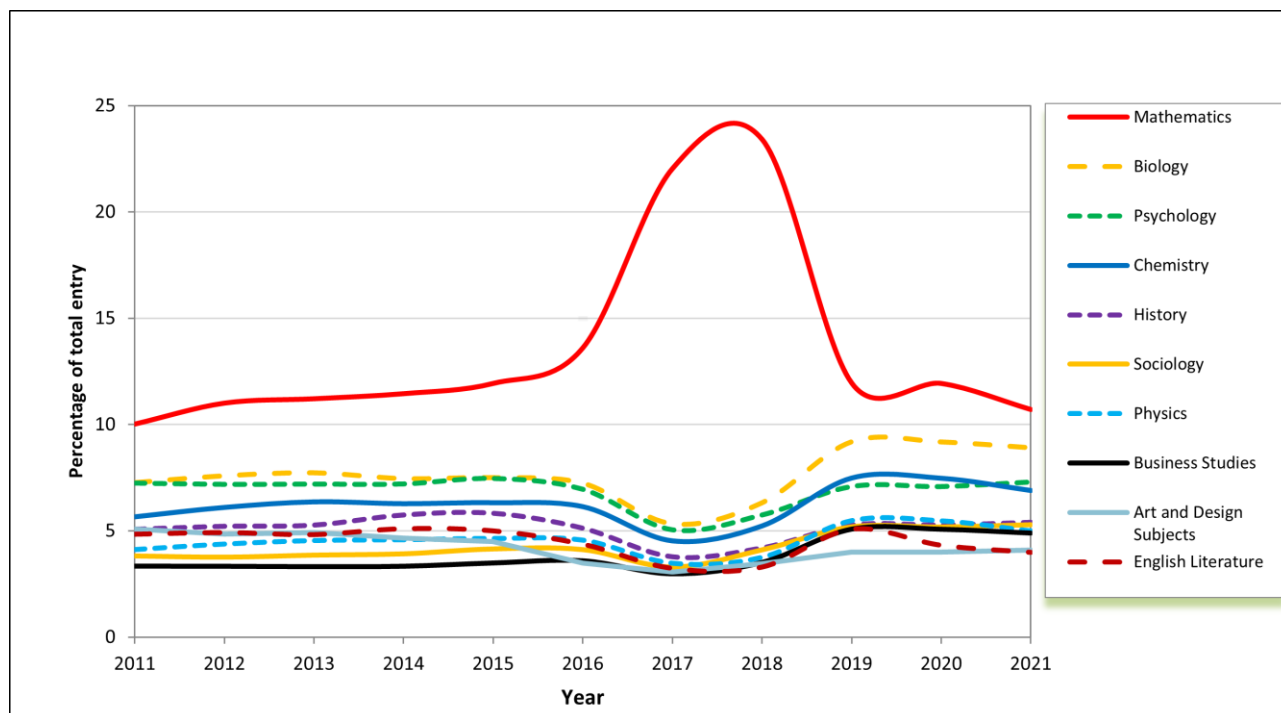


Table 5 GCE AS-level subject decreases (changes from 2020-2021)

Ranking	Subject	% change	2020 Number of entries	2021 Number of entries
1 (10)	Spanish	-35.5	1745	1126
2 (5)	French	-30.2	1687	1178
3 (3)	Economics	-25.2	3784	2830
4 (2)	Mathematics	-21.2	18363	14466
5 (1)	English Language	-20.3	1842	1468
6 (18)	Physics	-19.6	8428	6772
7 (17)	Religious Studies	-19.3	5246	4232
8 (13)	English Literature	-19.1	6667	5391
9 (15)	Chemistry	-18.9	11514	9336
10 (28)	ICT	-17.5	1961	1617

(2020 ranking in brackets. Subjects over 1000 entries shown. Subjects having a year-on-year increase in 2020 are shown as blank.)

Figure 7 GCE AS-level subject decreases, 2021

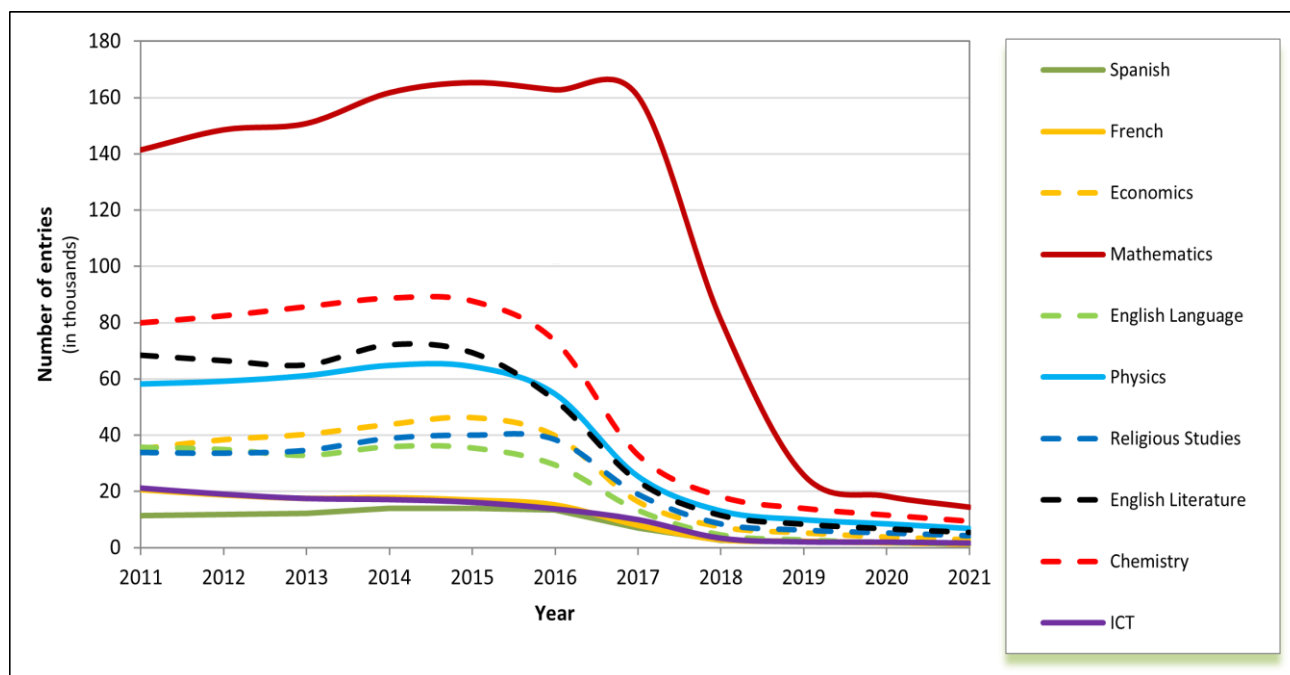


Figure 8 GCE AS-level sciences, 2011-2021

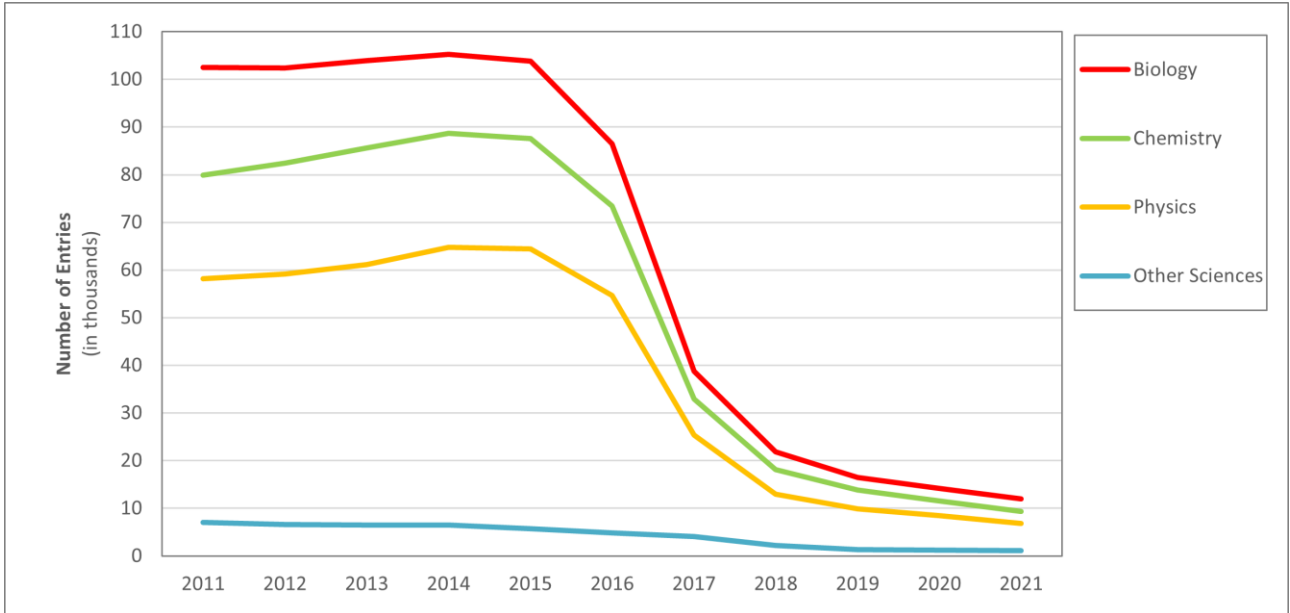
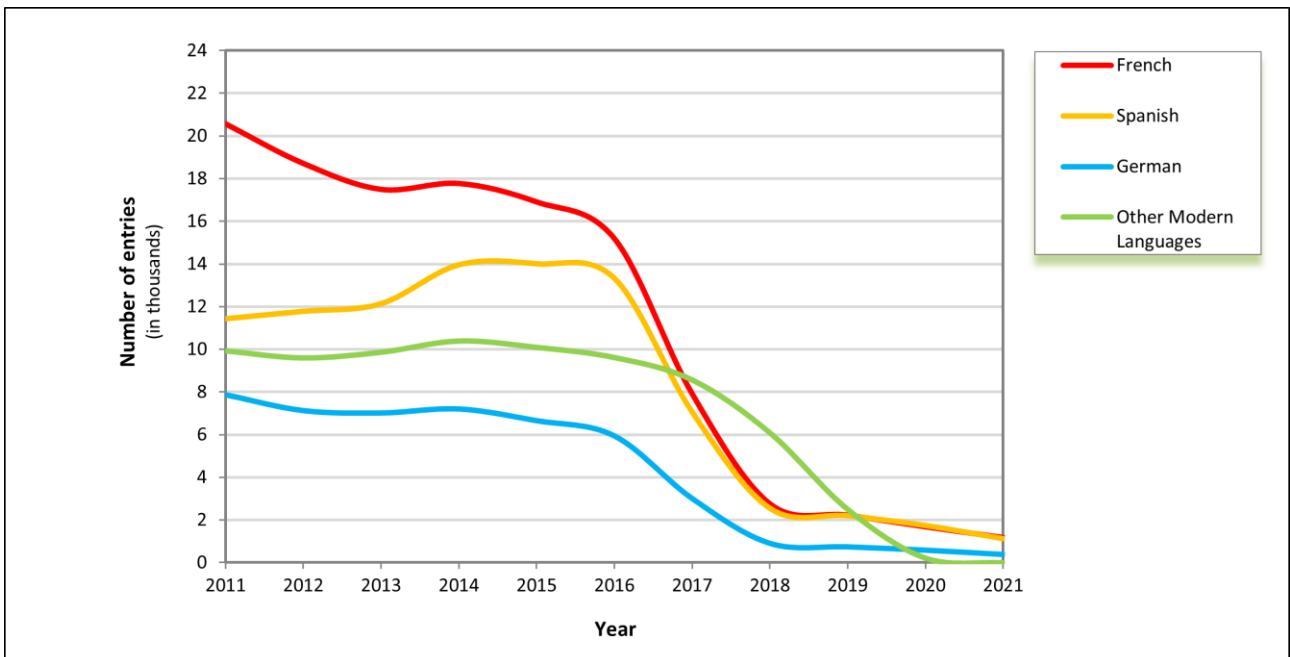


Figure 9 GCE AS-level languages, 2011-2021



Level 3 Extended Project trend

Table 6 Changes from 2020-2021

Subject	% change	2020 Number of entries	2021 Number of entries
Extended Project	10.4	36056	39734

AEA trend

Table 7 Changes from 2020-2021

Subject	% change	2020 Number of entries	2021 Number of entries
AEA Mathematics	48.1	216	112