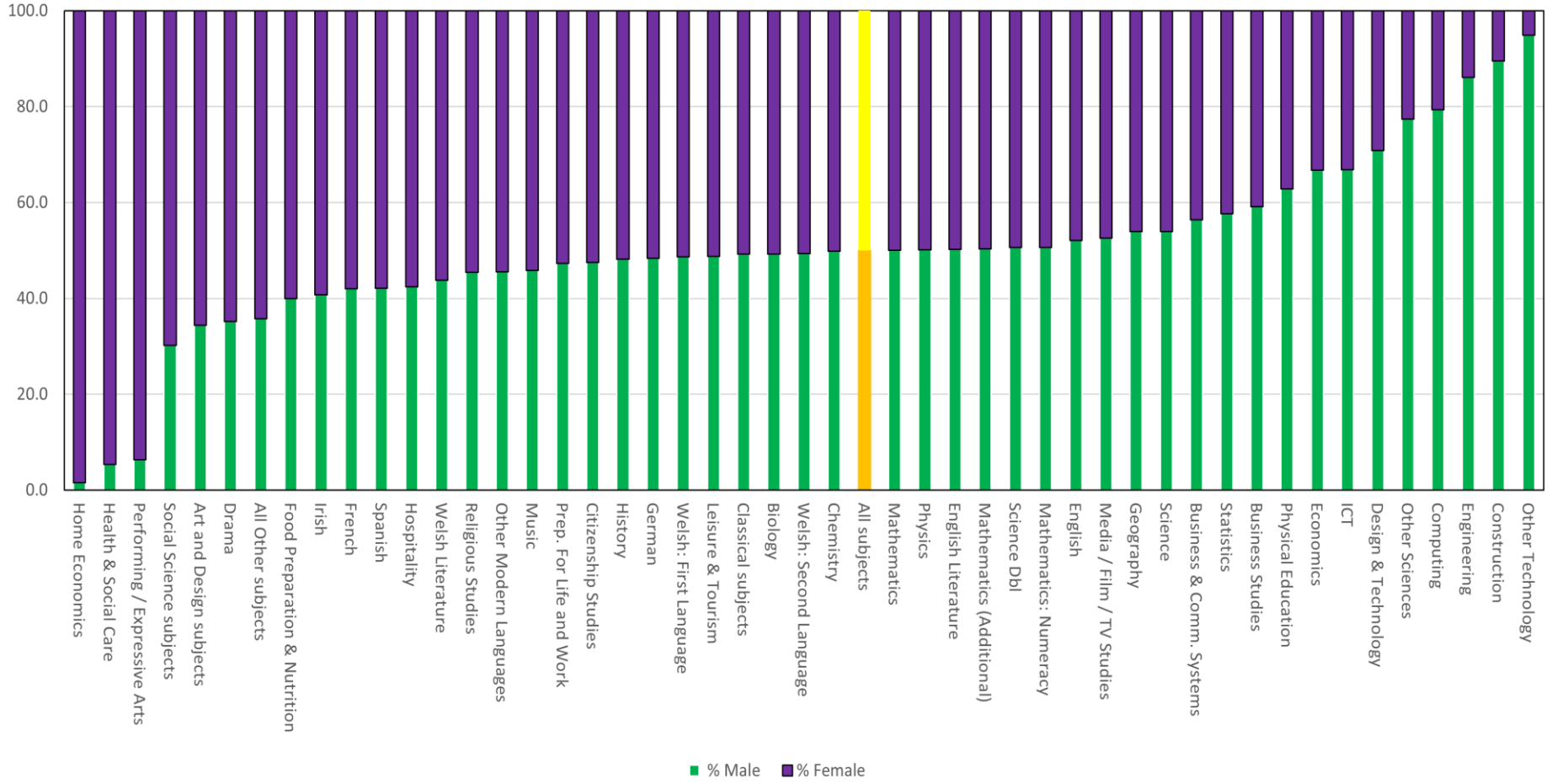




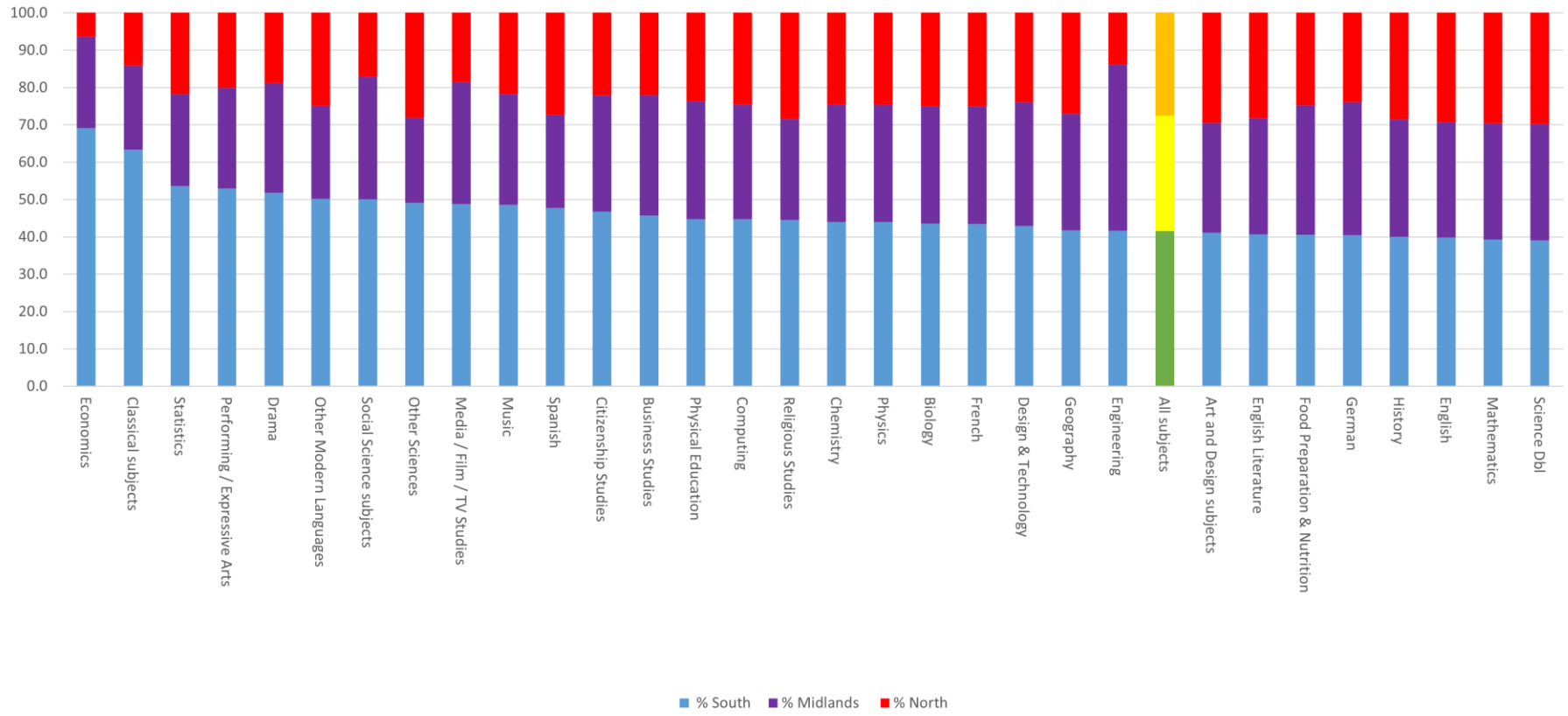
Appendices

Summer 2021

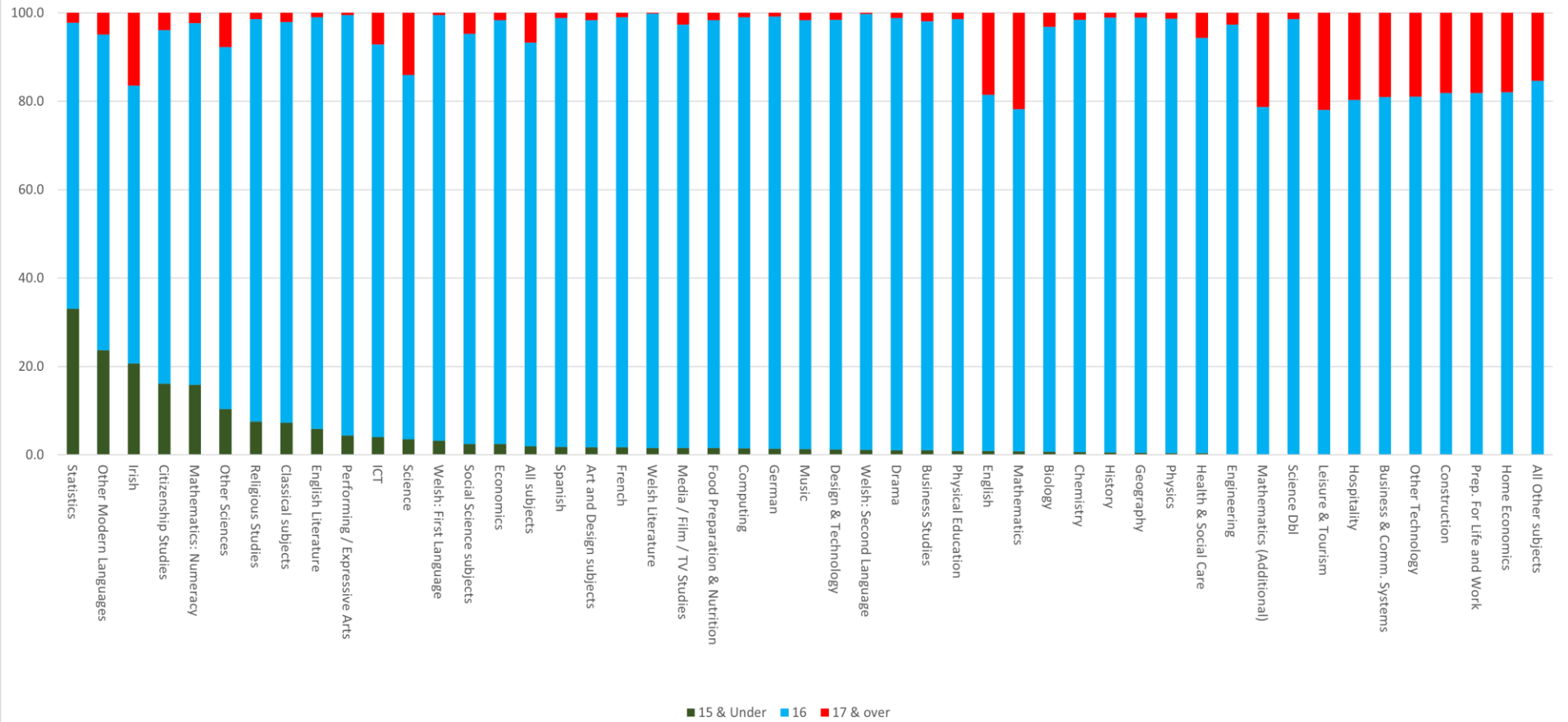
Differences between male and female subject choices - 2021, All UK - All Ages



Differences in GCSE subject choice by major region in England
Summer 2021



Differences between GCSE subject choices by age group, All UK, All Ages
Summer 2021



GCSE outcomes by English region

Summer 2021

| Region | A/7 | C/4 | G/1 | U |
|--------------------------|------|------|------|-------|
| North East | 24.5 | 75.5 | 98.9 | 100.0 |
| North West | 25.9 | 75.0 | 98.9 | 100.0 |
| Yorkshire and the Humber | 24.4 | 73.5 | 98.6 | 100.0 |
| West Midlands | 25.3 | 74.3 | 98.9 | 100.0 |
| East Midlands | 25.1 | 75.4 | 99.1 | 100.0 |
| Eastern Region | 28.5 | 77.1 | 98.9 | 100.0 |
| South West | 29.1 | 78.6 | 99.1 | 100.0 |
| South East | 31.9 | 79.3 | 99.0 | 100.0 |
| London | 34.5 | 79.7 | 99.1 | 100.0 |

Changes at Key Grades by English region

Summer 2020 to Summer 2021

| Achievement at Grade A/7 & over | | | |
|---------------------------------|----------------|------|---------|
| Region | Cum % at grade | | Change |
| | 2020 | 2021 | 2020-21 |
| North East | 22.0 | 24.5 | 2.5 |
| North West | 23.5 | 25.9 | 2.3 |
| Yorkshire and the Humber | 22.3 | 24.4 | 2.1 |
| West Midlands | 23.0 | 25.3 | 2.3 |
| East Midlands | 23.0 | 25.1 | 2.2 |
| Eastern Region | 25.9 | 28.5 | 2.7 |
| South West | 26.1 | 29.1 | 2.9 |
| South East | 29.0 | 31.9 | 2.9 |
| London | 31.4 | 34.5 | 3.2 |

| Achievement at Grade C/4 & over | | | |
|---------------------------------|----------------|------|---------|
| Region | Cum % at grade | | Change |
| | 2020 | 2021 | 2020-21 |
| North East | 73.8 | 75.5 | 1.7 |
| North West | 74.2 | 75.0 | 0.8 |
| Yorkshire and the Humber | 72.6 | 73.5 | 0.9 |
| West Midlands | 73.3 | 74.3 | 1.0 |
| East Midlands | 74.9 | 75.4 | 0.6 |
| Eastern Region | 76.2 | 77.1 | 1.0 |
| South West | 77.6 | 78.6 | 1.0 |
| South East | 78.2 | 79.3 | 1.1 |
| London | 79.0 | 79.7 | 0.7 |