

GCSE, Project, and Entry Level Trends - UK, 2021

GCSE full course trends

Chart 1 Total entry for GCSE full course subjects, 2011-2021

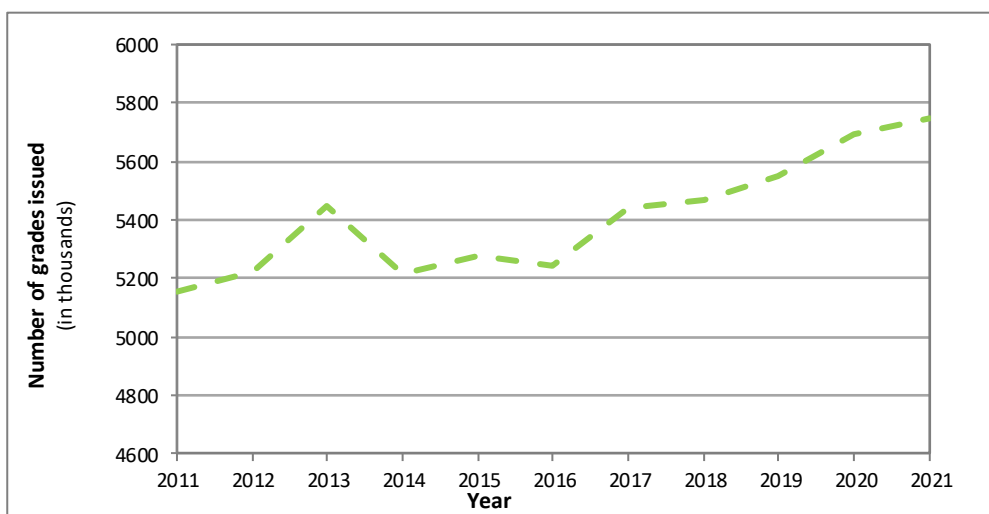


Chart 2 Cohort size 2011-2021

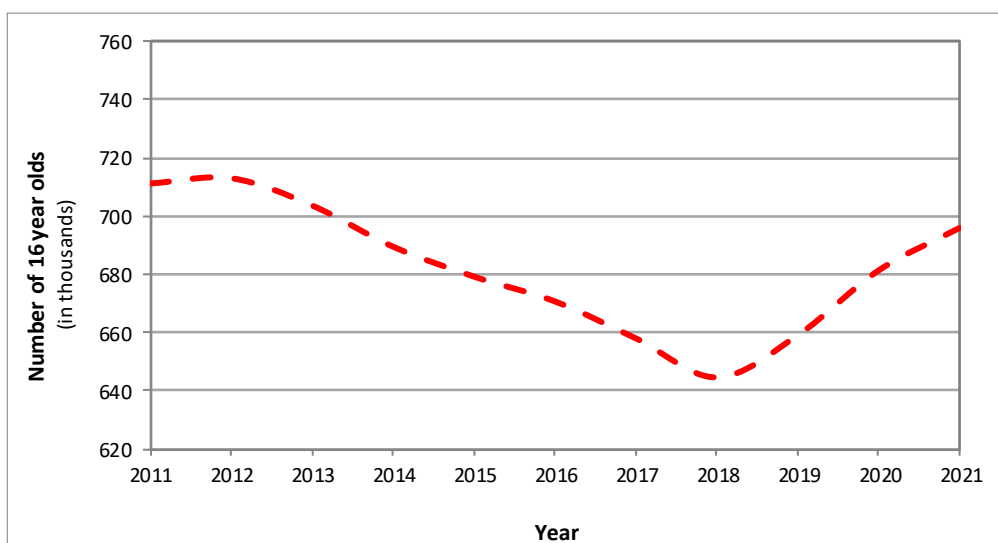


Table A Top ten GCSE full course subjects in 2021

Ranking	*Subject	% of total	Number of entries
1	(1) Science: Double Award*	15.6	896,138
2	(2) Mathematics	14.1	811,135
3	(3) English	13.6	780,231
4	(4) English Literature	10.7	615,669
5	(5) History	5.1	294,807
6	(6) Geography	4.9	281,741
7	(7) Religious Studies	4.2	243,071
8	(8) Art and Design subjects	3.7	210,091
9	(9) Biology	3.2	184,008
10	(10) Chemistry	3.1	176,950

(2020 ranking in brackets.*Science: Double Award counts as two entries)

Chart 3 Top ten GCSE full course subjects as a percentage of the total entry over the period 2011 to 2021

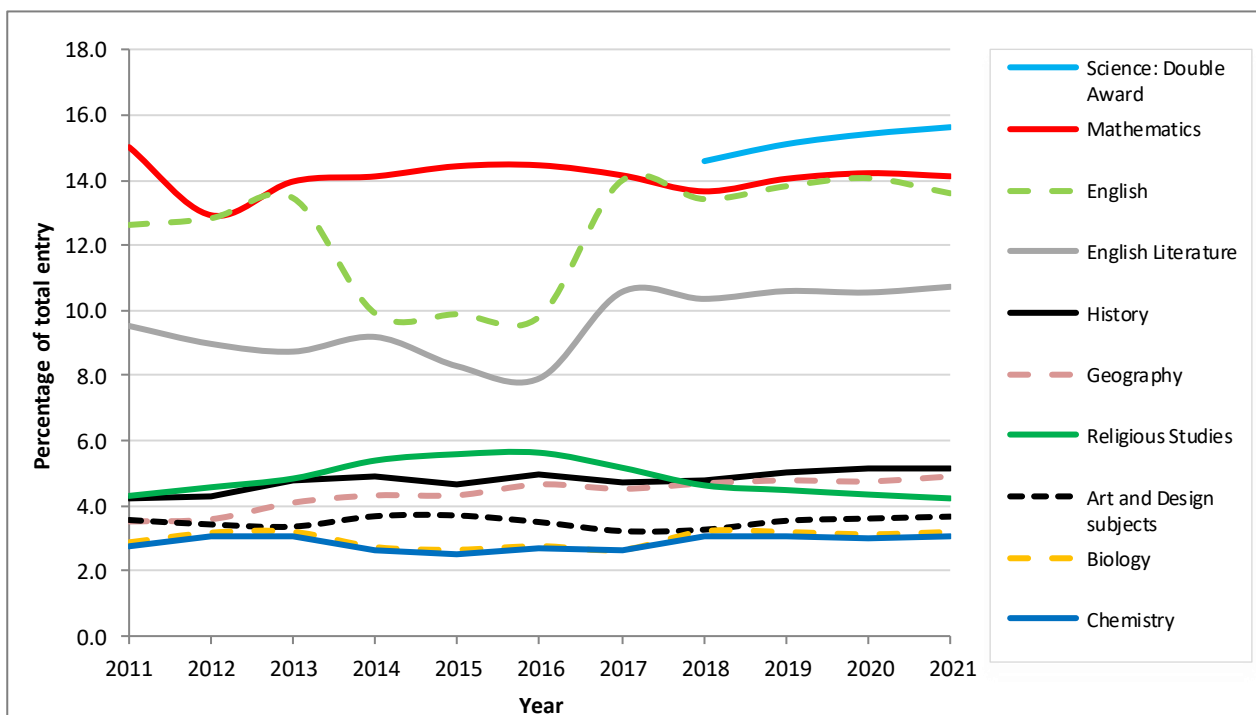


Table B Top GCSE full course subject increases (entry greater than 100,000)
(Changes from 2020-2021)

Ranking	Subject	% change	2020 Number of entries	2021 Number of entries
1	(1) Spanish	4.7	109,594	114,795
2	(9) Geography	4.2	270,311	281,741
3	(12) Physics	4.0	168,563	175,371
4	(13) Chemistry	3.9	170,260	176,950
5	Business Studies	3.8	98,802	102,542
6	(11) Biology	3.3	178,088	184,008
7	(8) English Literature	2.6	599,975	615,669
8	(4) Art and Design subjects	2.6	204,855	210,091
9	(3) Science: Double Award*	2.0	878,278	896,138
10	(2) History	0.9	292,274	294,807

(2020 ranking in brackets. Subjects having a year-on-year decrease or entry <100K in 2020 are shown as blank.)

Chart 4 Top GCSE full course subject increases, 2021 (entry greater than 100,000)

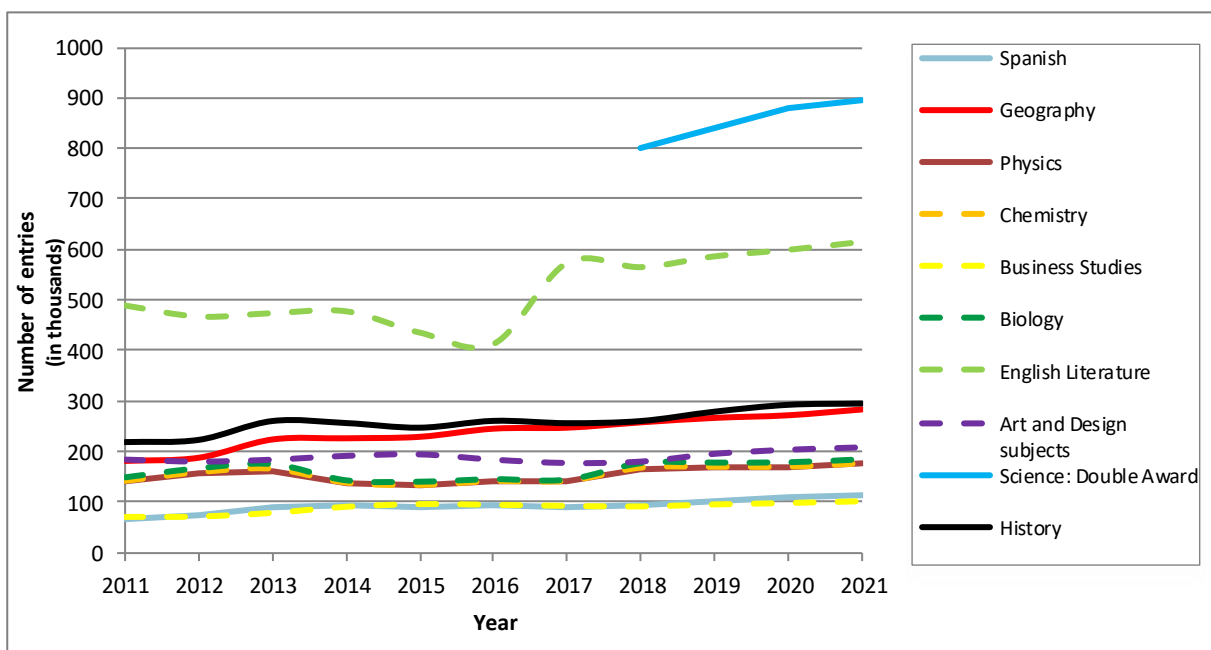


Table C Top GCSE full course subject increases (entry less than 100,000)
(Changes from 2020-2021)

Ranking		Subject	% change	2020 Number of entries	2021 Number of entries
1	(5)	Health & Social Care	92.0	2,626	5,041
2		Mathematics Numeracy	41.1	24,543	34,620
3		Other Technology	16.2	878	1,020
4	(8)	Welsh: First Language	9.0	5,415	5,904
5	(6)	Welsh Literature	8.2	3,840	4,154
6	(1)	Science	7.9	7,673	8,279
7	(9)	Mathematics (Additional)	7.3	3,772	4,047
8		ICT	7.1	9,345	10,009
9		Other Modern Languages	7.1	23,076	24,714
10		Business & Comm. Systems	6.3	1,643	1,747

(2020 ranking in brackets. Subjects having a year-on-year decrease, or less than 1,000 entries in 2020 are shown as blank)

Chart 5 Top GCSE full course subject increases, 2021 (entry less than 100,000*)

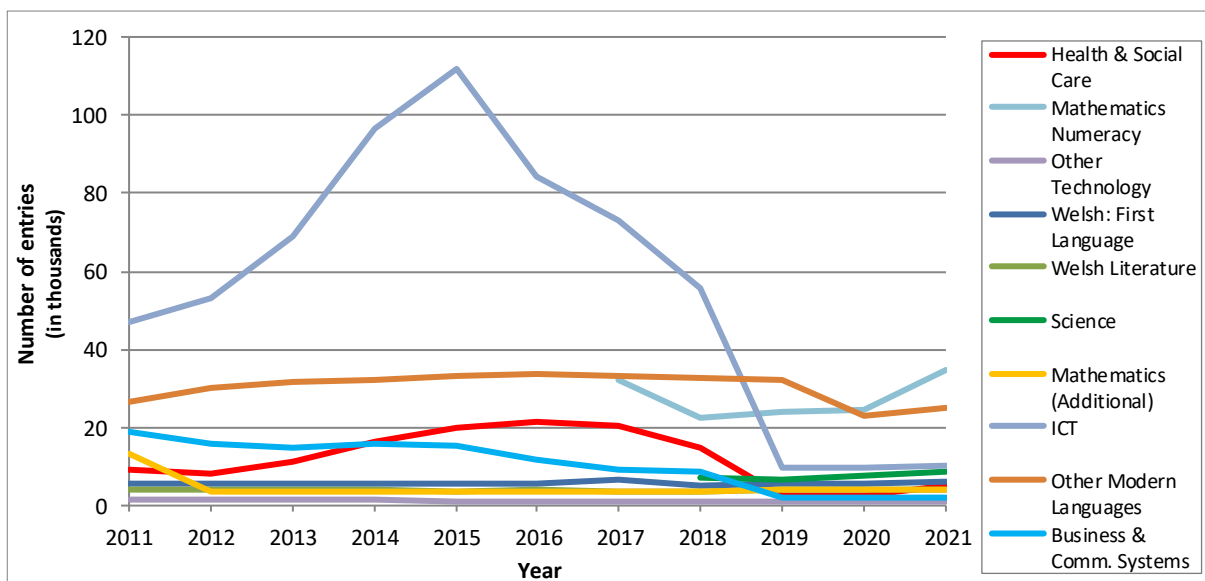


Table D Top GCSE full course subject decreases (entry greater than 100,000)
(Changes from 2020-2021)

Ranking	Subject	% change	2020 Number of entries	2021 Number of entries
1	English	-2.4	799,473	780,231
2	(1) Religious Studies	-1.8	247,624	243,071

(2020 ranking in brackets. Subjects having a year-on-year increase in 2020 are shown as blank.)

Chart 6 Top GCSE full course subject decreases, 2021 (entry more than 100,000)

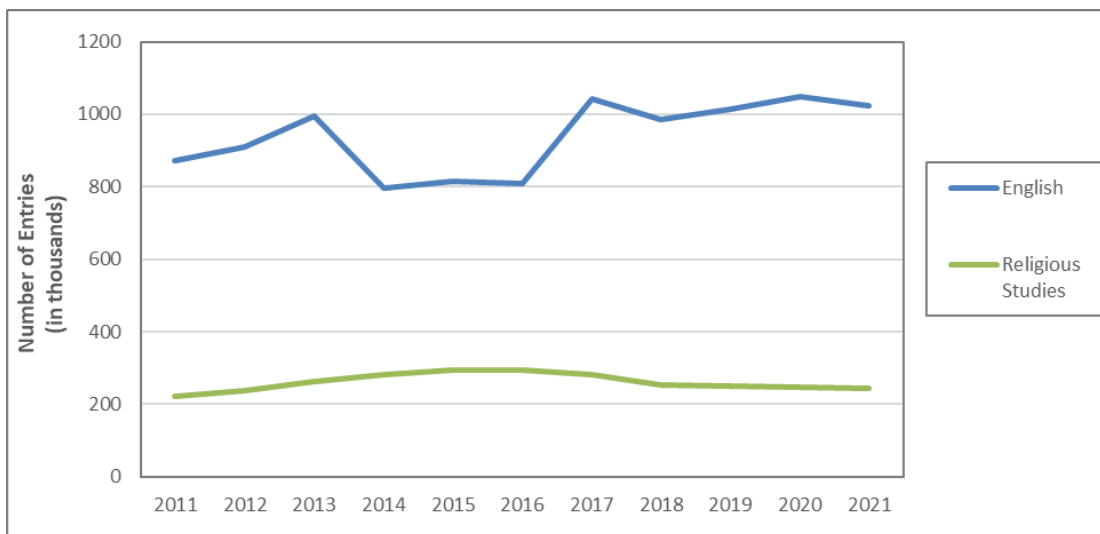
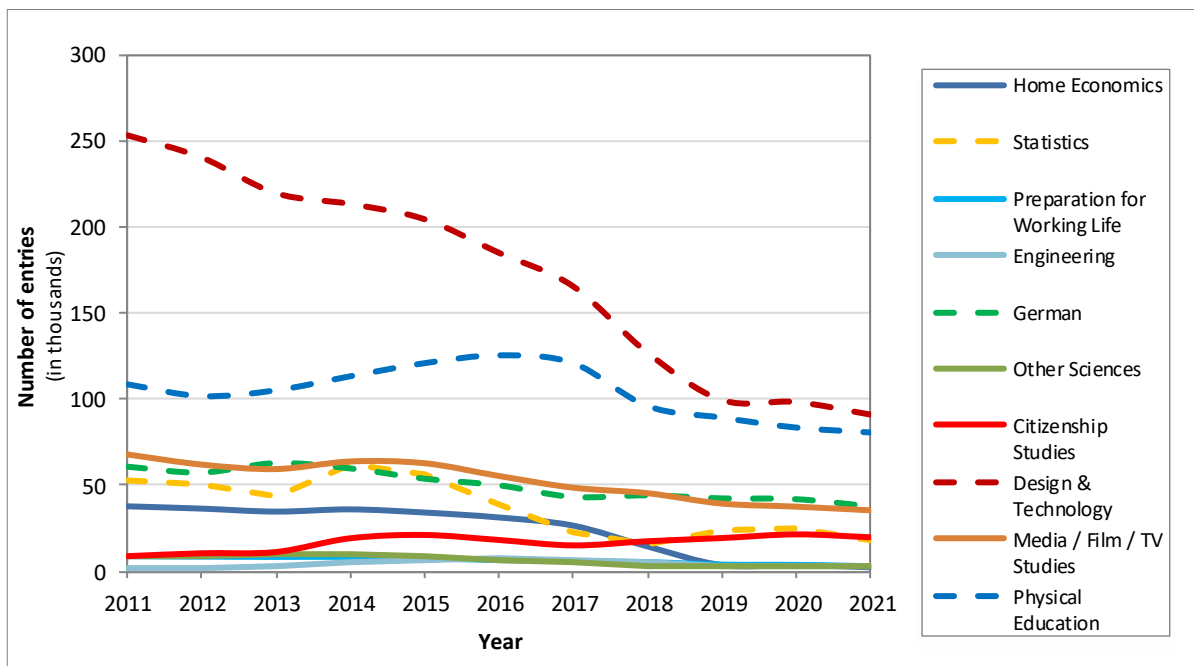


Table E GCSE full course subject decreases (entry less than 100,000)
(Changes from 2020-2021)

Ranking	Subject	% change	2020 Number of entries	2021 Number of entries
1	Home Economics	-37.5	3,545	2,214
2	Statistics	-27.4	24,683	17,913
3	(6) Preparation for Working Life	-15.6	4,139	3,494
4	(2) Engineering	-11.2	3,194	2,836
5	(13) German	-9.6	42,348	38,272
6	(9) Other Sciences	-8.7	3,113	2,841
7	Citizenship Studies	-7.6	21,970	20,291
8	(11) Design & Technology	-7.4	98,468	91,185
9	(5) Media / Film / TV Studies	-5.5	37,781	35,701
10	(3) Physical Education	-3.4	83,404	80,554

(2020 ranking in brackets. Subjects having a year-on-year increase or entry >100k in 2020 are shown as blank.)

Chart 7 Top GCSE full course subject decreases, 2021 (entry fewer than 100,000)



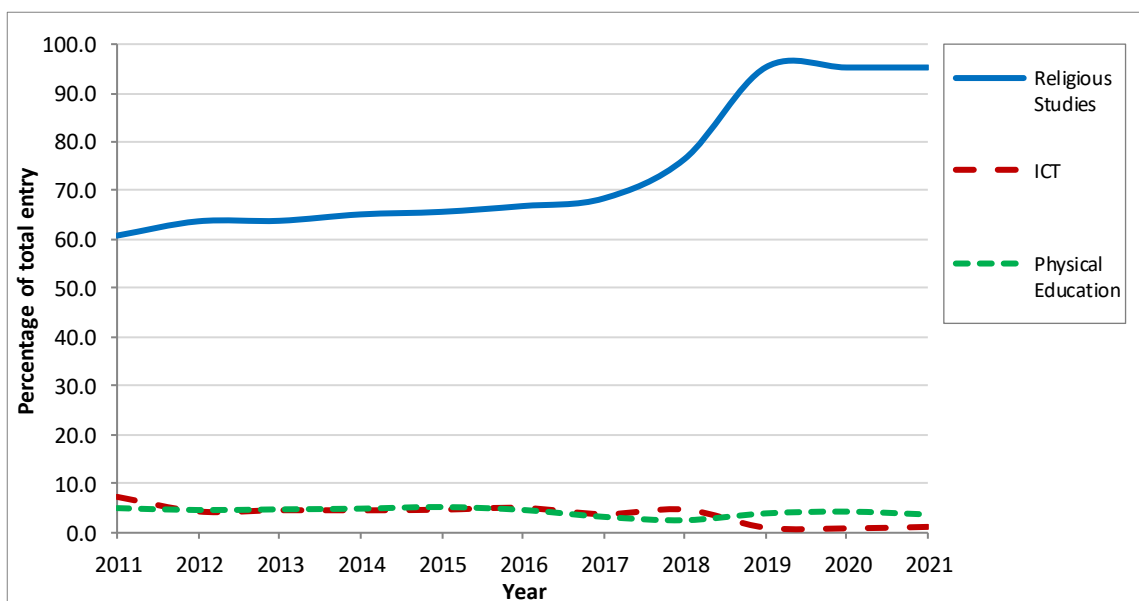
GCSE short course trends

Table F GCSE short course subjects in 2021

Ranking		Subject	% of total	Number of Entries
1	(1)	Religious Studies	95.4	22,608
2	(2)	Physical Education	3.6	845
3	(3)	ICT	1.0	240

(2020 ranking in brackets.)

Chart 8 Top GCSE short course subjects as a percentage of the total entry over the period 2011 to 2021



GCSE double award trends

Table G GCSE double award subjects in 2021

Ranking		Subject	% of total	Number of entries
1	(1)	Health & Social Care	100.0	204
2				
3				
4				
5				

(2020 ranking in brackets.)

Entry Level trends

Table H Top Entry Level subjects in 2021

Ranking		Subject	% of total	Number of entries
1	(1)	Mathematics	34.0	11,731
2	(2)	Science	26.3	9,078
3	(3)	English	25.0	8,621
	(4)	Physical Education	4.6	1,595
	(5)	ICT	2.9	1,015

(2020 ranking in brackets.)

Project trends

Table I Changes from 2020-2021

Subject	% Change	2020 Number of entries	2021 Number of entries
Level 1 Project	-19.6	594	477
Level 2 Project	10.5	2510	2,775