

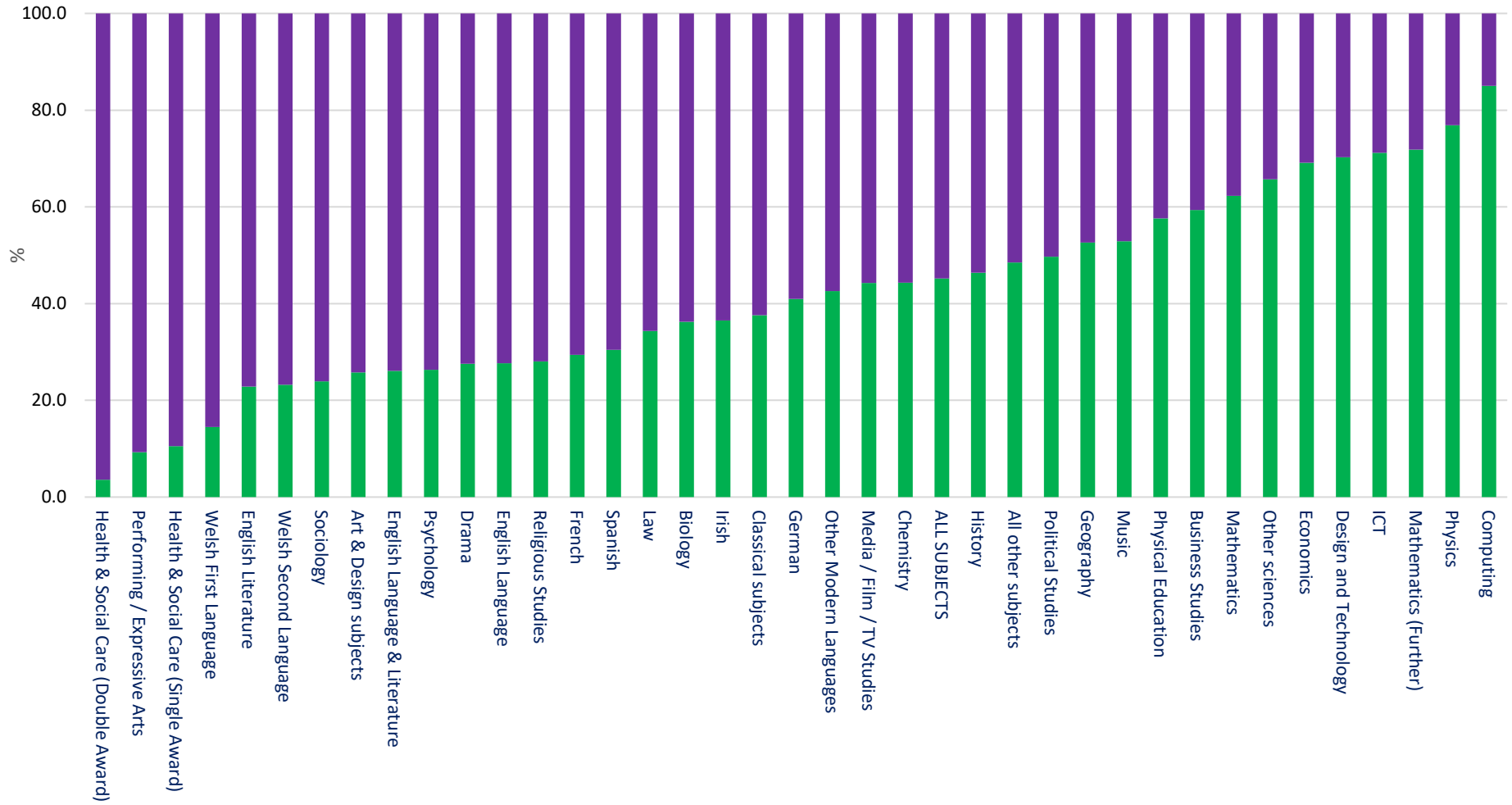
GCE

Appendices

Summer 2022

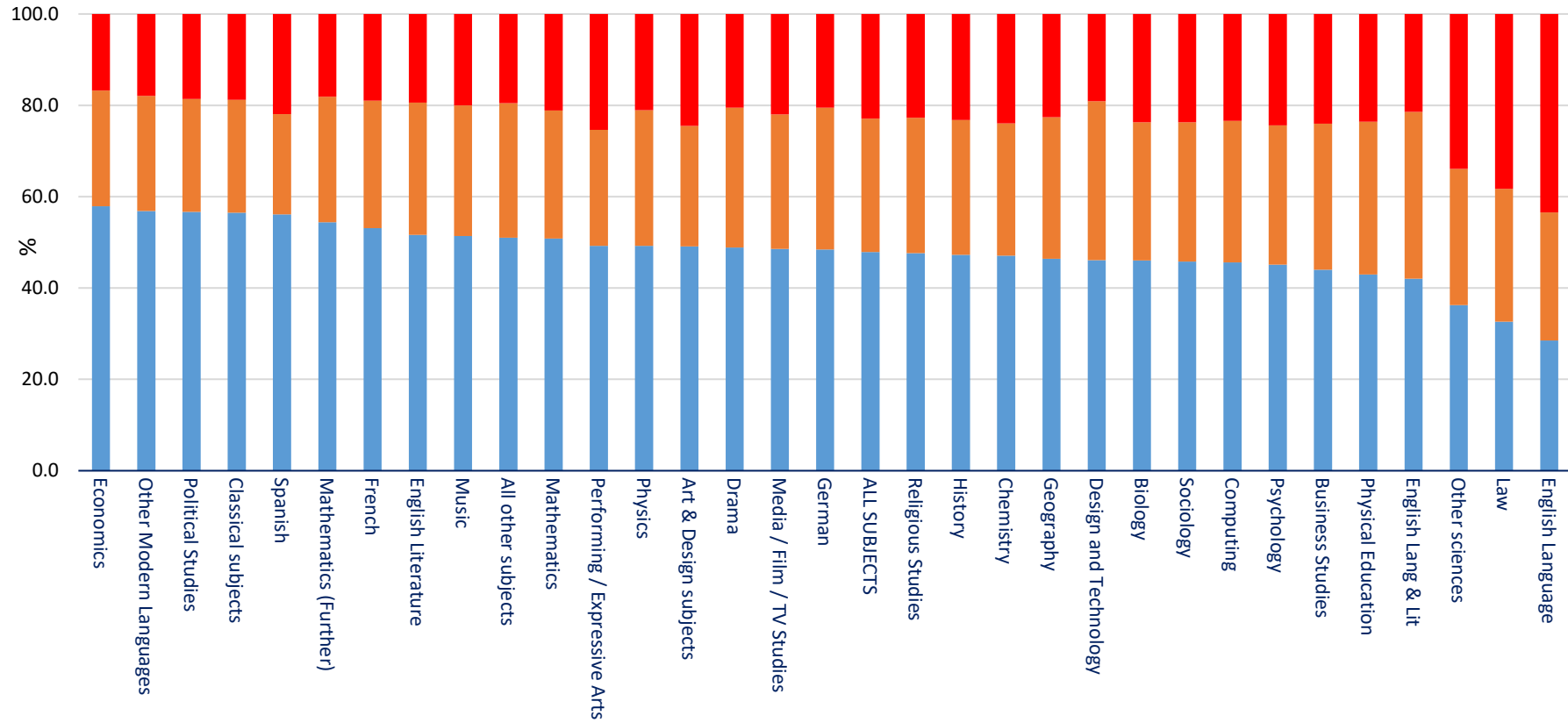
Differences between male and female A-Level subject choices

UK - All Ages, Summer 2022



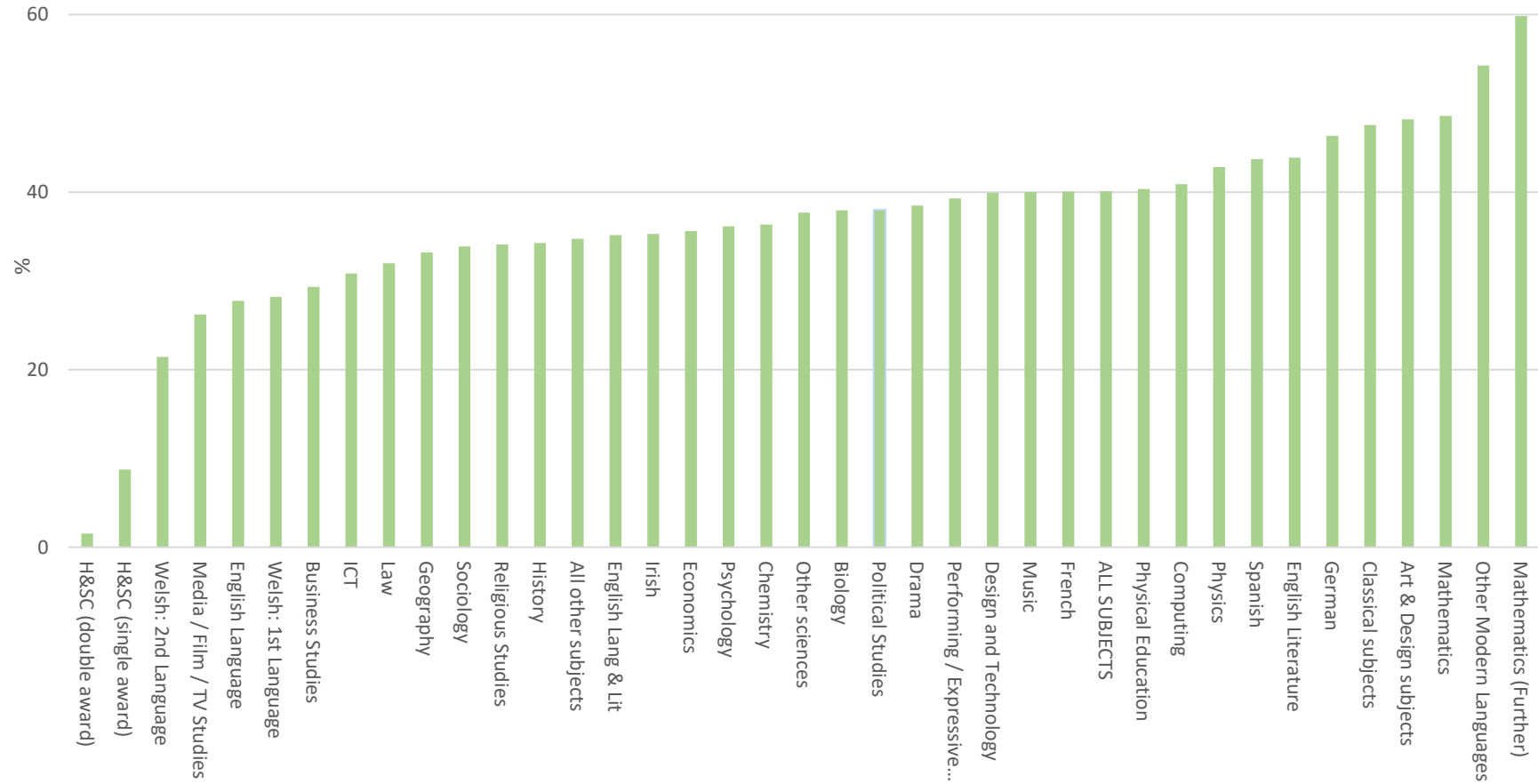
Differences in A-Level subject choices by major region in England Summer 2022

South, Midlands, North



Grade A* as a percentage of grade A*-A awards, A level, All UK, All age, summer 2022

This chart shows the proportion of A* achievement in relation to outcomes at A*-A



A level results by English region Summer 2022

Region	A*	A	B	C	D	E
North East	11.2	30.8	58.4	81.3	93.5	98.6
North West	13.3	34.4	61.4	82.3	93.9	98.7
Yorkshire and the Humber	12.1	32.4	59.5	81.0	93.1	98.4
West Midlands	12.1	32.3	59.0	80.0	92.6	98.2
East Midlands	11.8	31.4	58.1	79.8	92.7	98.4
Eastern Region	14.7	36.1	62.2	82.3	93.4	98.4
South West	14.1	36.0	62.7	82.4	93.5	98.5
South East	16.6	39.5	65.6	84.1	94.1	98.6
London	17.1	39.0	64.1	82.4	93.2	98.2

Changes at grades A and E 2019/2022 by English Region

Region	Grade A			Grade E		
	Cum. % at grade		Change	Cum. % at grade		Change
	2019	2022	2019-22	2019	2022	2019-22
North East	23.0	30.8	7.8	98.3	98.6	0.3
North West	23.5	34.4	10.9	97.9	98.7	0.8
Yorkshire and the Humber	23.2	32.4	9.2	97.8	98.4	0.6
West Midlands	22.0	32.3	10.3	97.1	98.2	1.1
East Midlands	21.0	31.4	10.4	97.4	98.4	1.0
Eastern Region	25.6	36.1	10.5	97.6	98.4	0.8
South West	25.8	36.0	10.2	97.7	98.5	0.8
South East	28.3	39.5	11.2	97.8	98.6	0.8
London	26.9	39.0	12.1	96.8	98.2	1.4