

GCE A-level trends – Summer 2022, UK

Table 1 Top GCE A-level subjects in 2022 by entry

Ranking	Subject	% of total	Number of Entries
1 (1)	Mathematics	11.3	95,635
2 (2)	Psychology	9.3	78,741
3 (3)	Biology	8.5	71,979
4 (4)	Chemistry	6.9	58,881
5 (5)	History	5.5	46,819
6 (7)	Sociology	5.3	45,281
7 (6)	Art and Design Subjects	5.3	44,690
8 (10)	Business Studies	5.0	42,461
9 (8)	Physics	4.7	39,753
10 (11)	Geography	4.4	37,443

(2021 ranking in brackets)

Figure 1 Top ten GCE A-level subjects as a percentage of the total entry over the period 2012 to 2022

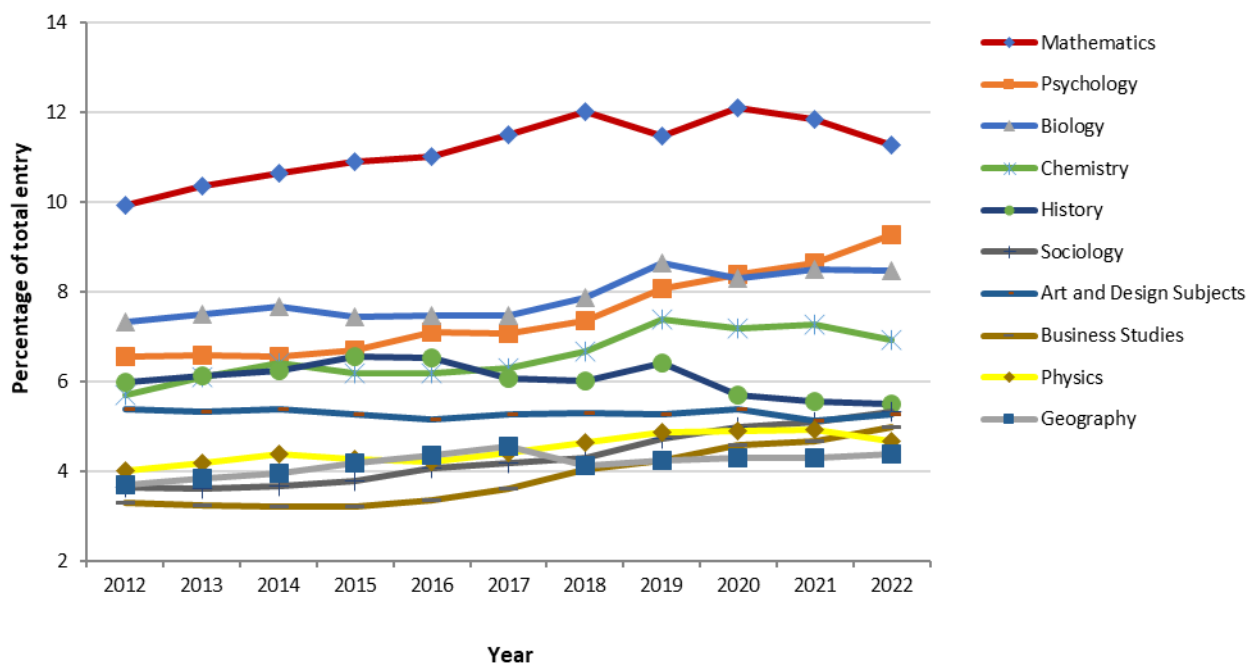


Table 2 Top GCE A-level subject increases (changes from 2021-2022)

Ranking	Subject	% Change	2021 Number of entries	2022 Number of entries
1	Design and Technology	14.3	9,979	11,404
2 (3)	Computing	13.5	13,829	15,693
3 (12)	Physical Education	11.4	12,070	13,449
4 (17)	Political Studies	11.0	18,473	20,496
5 (4)	Psychology	10.5	71,235	78,741
6 (10)	Business Studies	10.2	38,546	42,461
7 (9)	Economics	8.8	33,546	36,483
8 (5)	Sociology	7.6	42,091	45,281
9 (2)	Law	6.2	13,519	14,361
10 (1)	Geography	6.2	35,268	37,443

(2021 ranking in brackets. Subjects over 5000 entries shown. Subjects having a year-on-year decrease in 2021 are shown as blank.)

Figure 2 Top GCE A-level subject increases, 2022

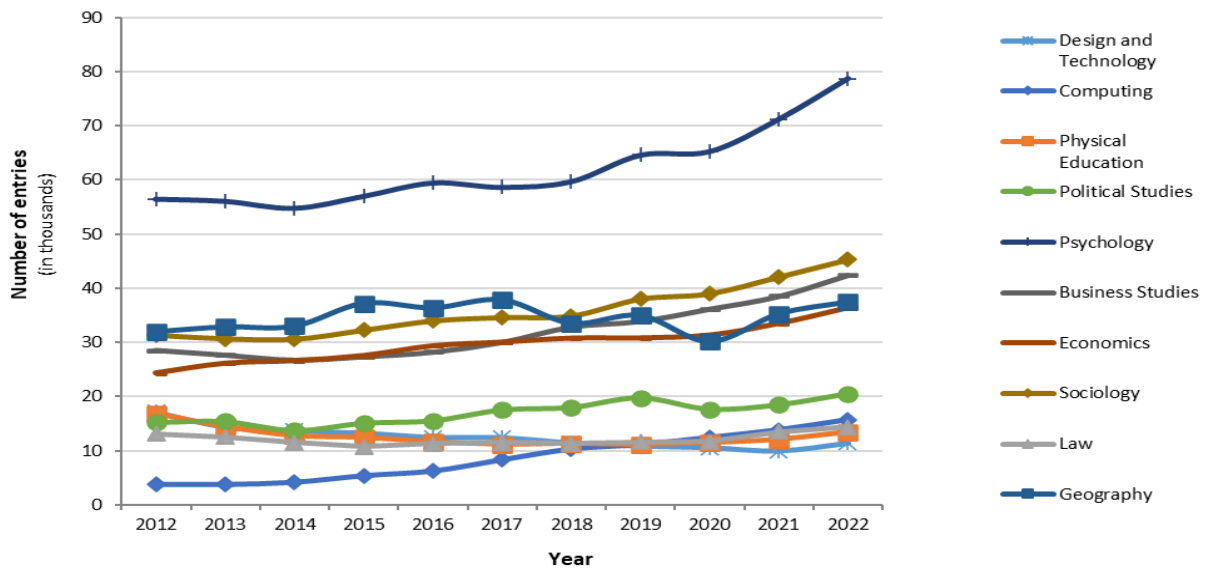


Table 3 GCE A-level subject decreases (changes from 2021-2022)

Ranking	Subject	% Change	2021 Number of entries	2022 Number of entries
1 (3)	English Literature	-9.4	39,492	35,791
2	English Language & Literature	-5.8	7,969	7,507
3	French	-5.4	8,383	7,929
4	Mathematics (Further)	-3.8	15,748	15,146
5	Religious Studies	-3.2	18,382	17,789
6	Physics	-2.4	40,741	39,753
7	Mathematics	-2.1	97,690	95,635
8	ICT	-2.0	1,431	1,403
9	Chemistry	-1.8	59,978	58,881
10	Performing / Expressive Arts	-1.1	1,395	1,380

(2021 ranking in brackets. Subjects over 1000 entries shown. Subjects having a year-on-year increase in 2021 are shown as blank.)

Figure 3 Top GCE A-level subject decreases, 2022

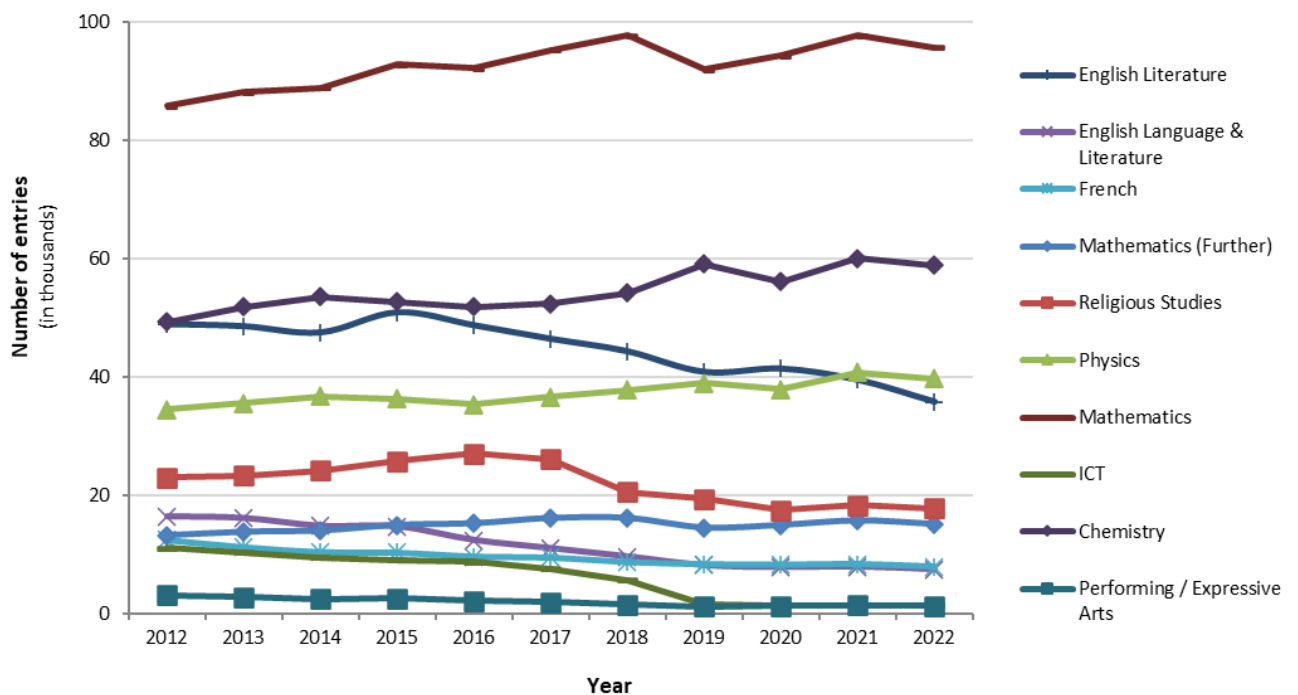


Figure 4 GCE A-level sciences, 2012-2022

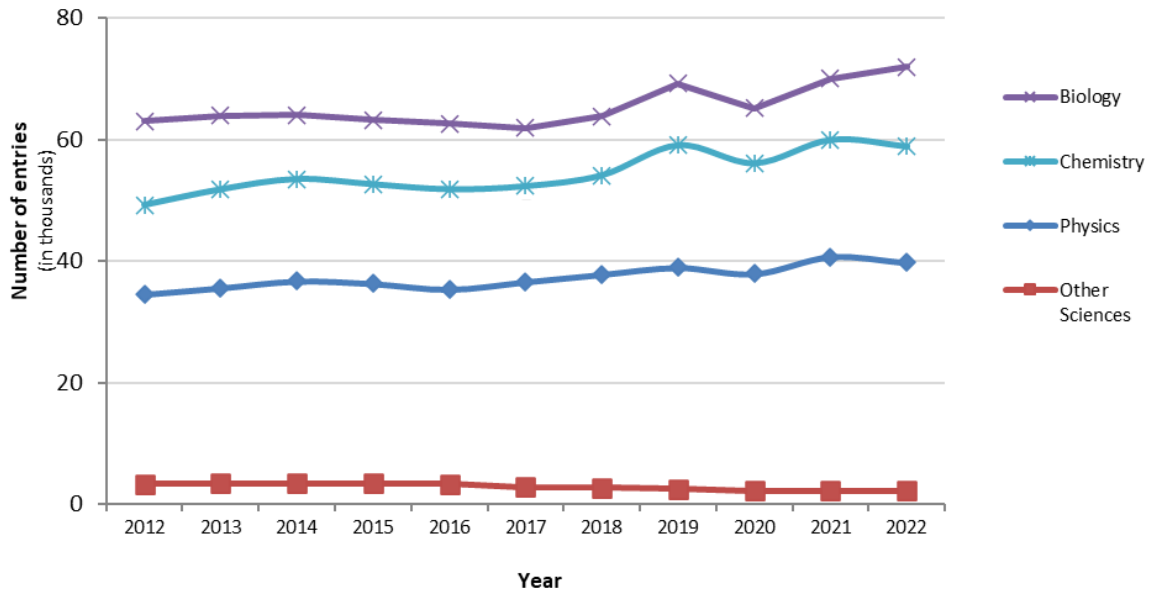
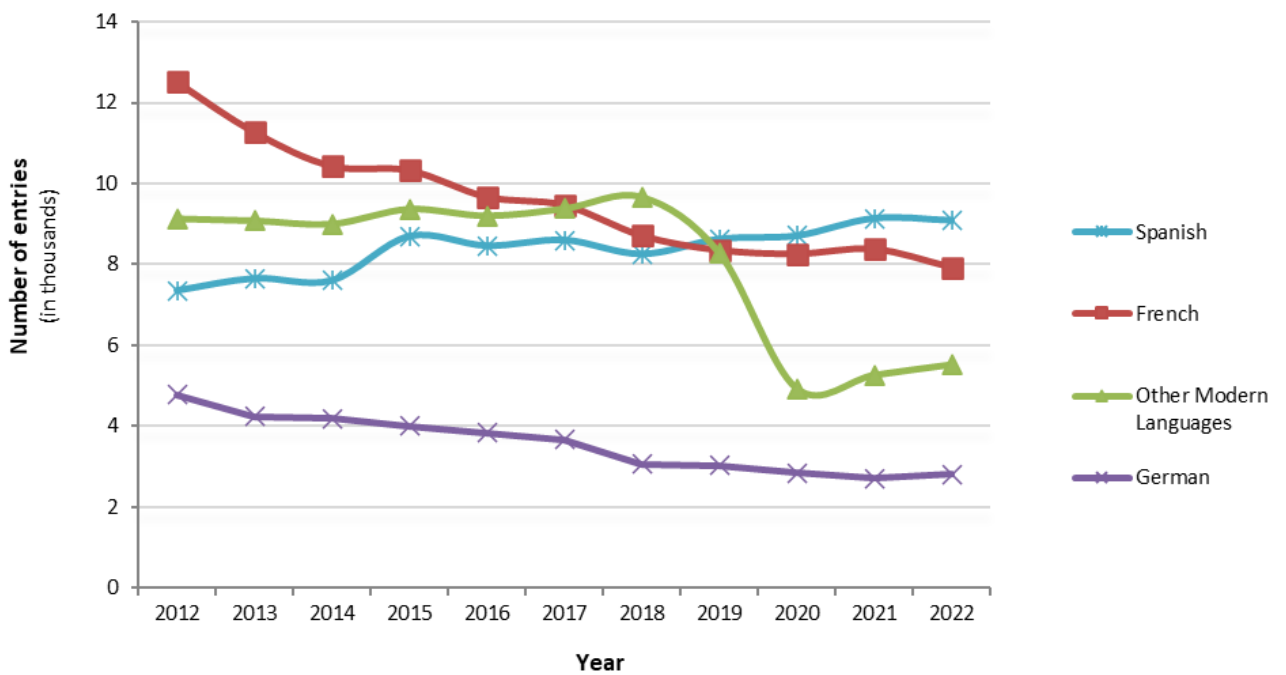


Figure 5 GCE A-level languages, 2012-2022



GCE AS-level trends – Summer 2022, UK

Table 4 Top GCE AS-level subjects in 2022

Ranking	Subject	% of total	Number of entries
1 (1)	Mathematics	11.4	15,489
2 (2)	Biology	9.5	12,847
3 (3)	Psychology	7.6	10,322
4 (4)	Chemistry	7.2	9,789
5 (6)	Sociology	5.6	7,525
6 (8)	Business Studies	5.4	7,271
7 (5)	History	5.1	6,954
8 (7)	Physics	4.9	6,605
9 (11)	Geography	4.0	5,384
10 (10)	English Literature	3.7	5,030

(2021 ranking in brackets)

Figure 6 Top ten AS-level subjects as a percentage of the total entry over the period 2012 to 2022

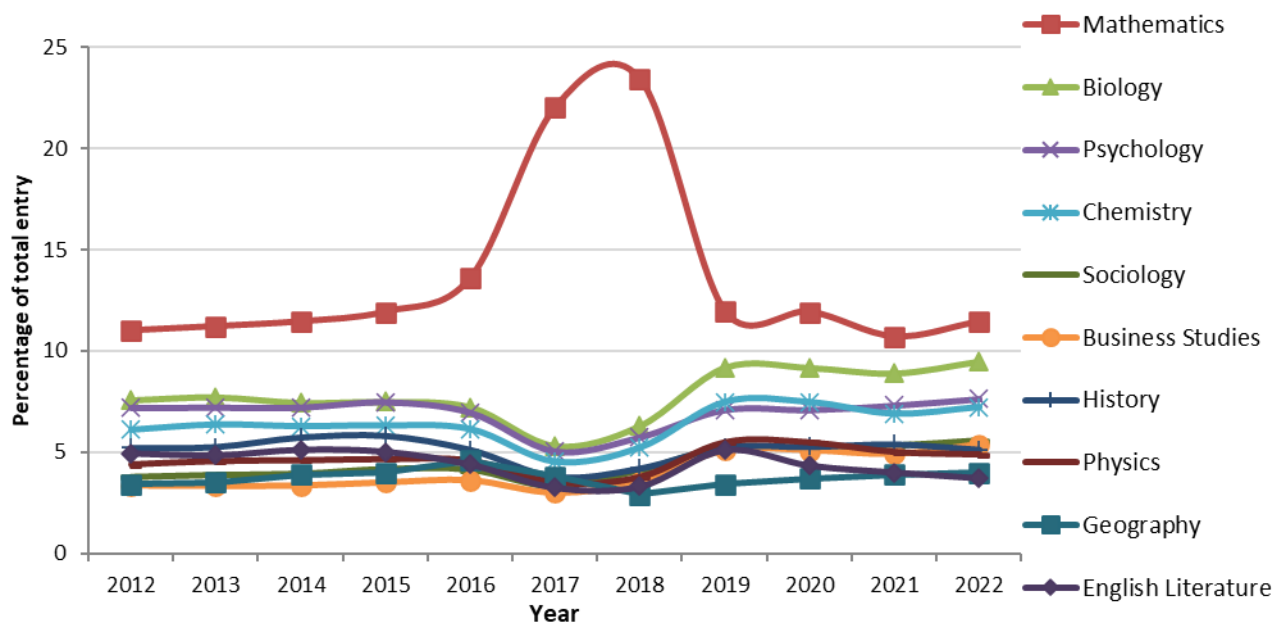


Table 5 GCE AS-level subject decreases (changes from 2021-2022)

Ranking	Subject	% change	2021 Number of entries	2022 Number of entries
1 (8)	English Language & Literature	-24.9	1,460	1,097
2 (17)	Design and Technology	-17.6	1,946	1,603
3 (7)	Religious Studies	-15.0	4,232	3,596
4 (14)	Mathematics (Further)	-13.8	4,707	4,056
5 (21)	Art and Design Subjects	-13.6	5,601	4,837
6 (8)	English Literature	-6.7	5,391	5,030
7 (5)	English Language	-6.5	1,468	1,373
8 (2)	French	-6.5	1,178	1,102
9 (23)	Media / Film / TV Studies	-5.4	3,582	3,388
10 (16)	History	-4.3	7,264	6,954

(2021 ranking in brackets. Subjects over 1000 entries shown. Subjects having a year-on-year increase in 2021 are shown as blank.)

Figure 7 GCE AS-level subject decreases, 2022

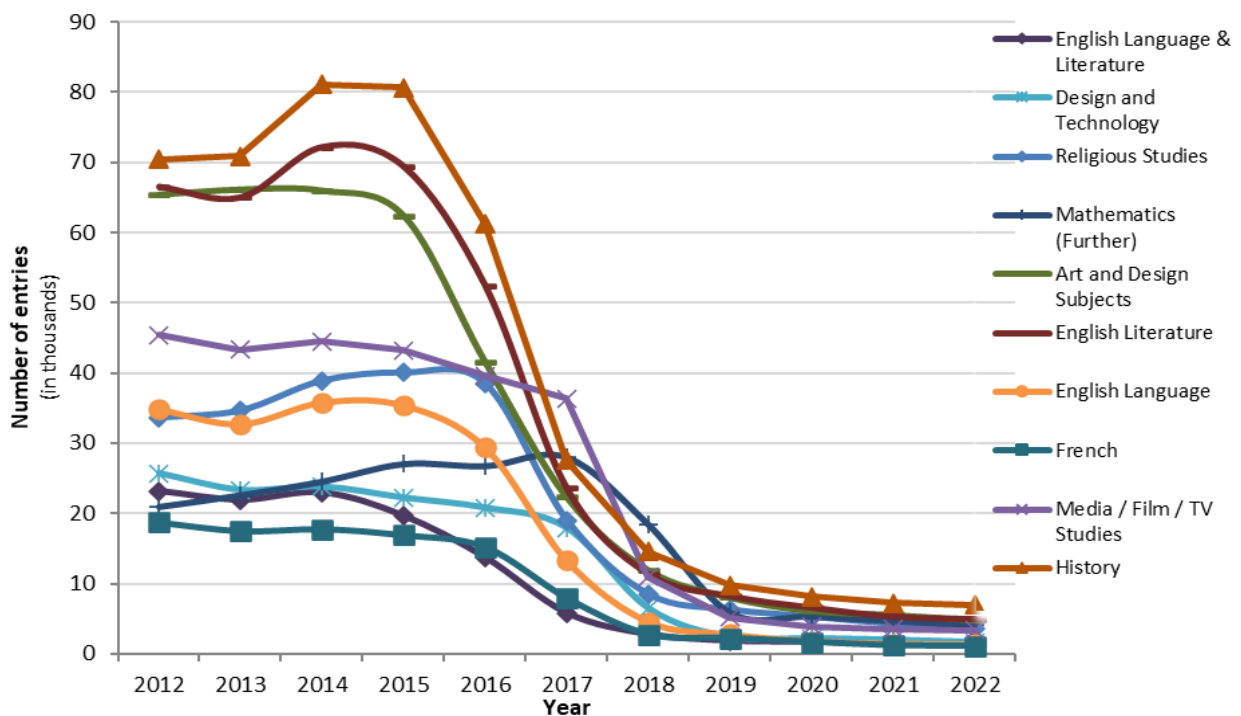


Figure 8 GCE AS-level sciences, 2012-2022

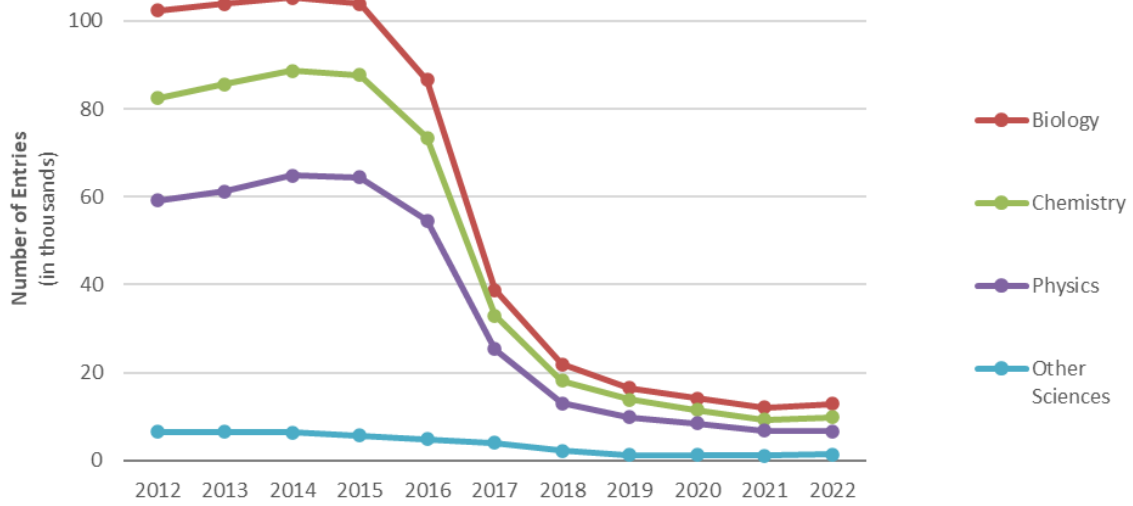
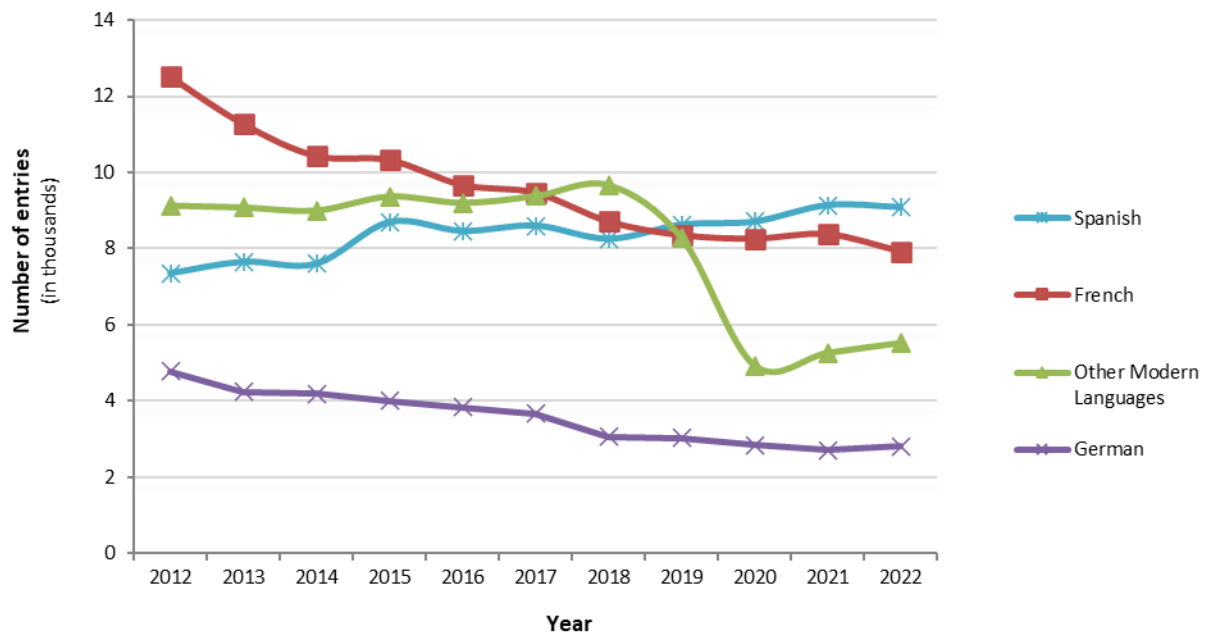


Figure 9 GCE AS-level languages, 2012-2022



Level 3 Extended Project trend

Table 6 Changes from 2021-2022

Subject	% change	2021 Number of entries	2022 Number of entries
Extended Project	-3.17	3,9734	38,476

AEA trend

Table 7 Changes from 2021-2022

Subject	% change	2021 Number of entries	2022 Number of entries
AEA Mathematics	146.4	112	276