

GCSE, Project, and Entry Level Trends - UK, 2022

GCSE full course trends

Chart 1 Total entry for GCSE full course subjects, 2012-2022

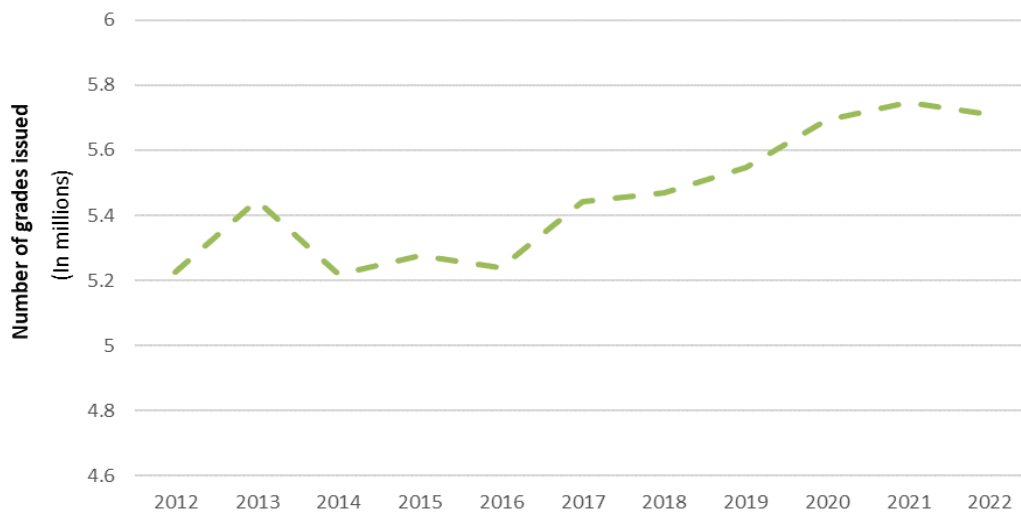


Chart 2 Cohort size 2012-2022

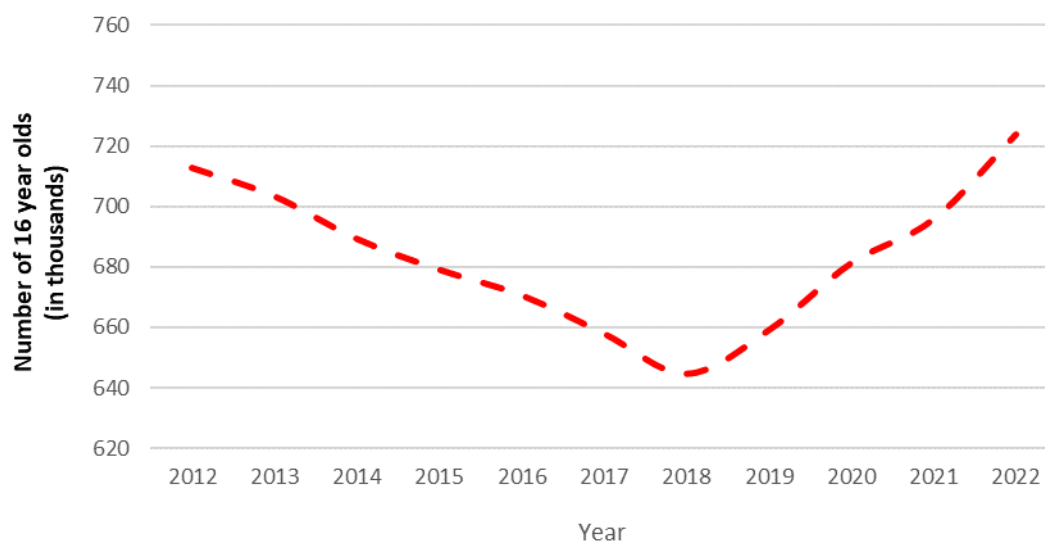


Table A Top ten GCSE full course subjects in 2022

Ranking		Subject	% of total	Number of entries
1	(1)	Science: Double Award*	15.8	904,012
2	(2)	Mathematics	13.7	782,783
3	(3)	English	13.3	756,462
4	(4)	English Literature	10.8	615,328
5	(5)	History	5.1	292,199
6	(6)	Geography	5.1	289,351
7	(7)	Religious Studies	4.3	243,252
8	(8)	Art and Design subjects	3.6	205,657
9	(9)	Biology	3.3	186,445
10	(10)	Chemistry	3.1	177,925

(2021 ranking in brackets. *Counts as two GCSE entries.)

Chart 3 Top ten GCSE full course subjects as a percentage of the total entry over the period 2012 to 2022

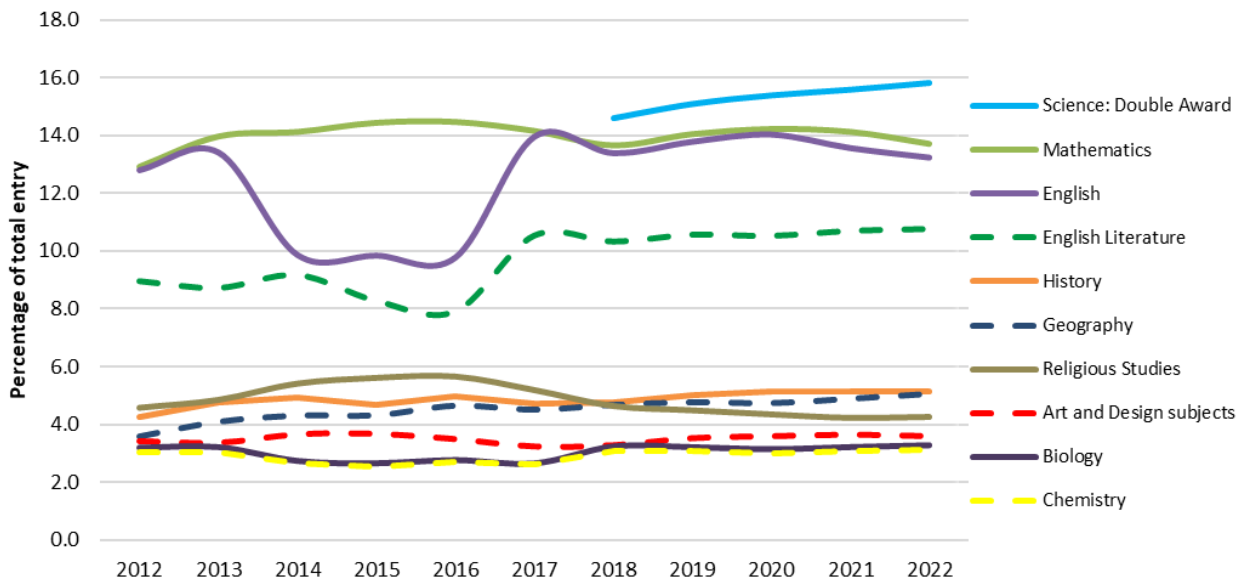


Table B Top GCSE full course subject increases (entry greater than 100,000)
(Changes from 2021-2022)

Ranking		Subject	% Change	2021 Number of entries	2022 Number of entries
1	(5)	Business Studies	4.6	102,542	107,283
2	(2)	Geography	2.7	281,741	289,351
3	(6)	Biology	1.3	184,008	186,445
4	(3)	Physics	1.0	175,371	177,137
5	(9)	Science: Double Award*	0.9	896,138	904,012
6	(4)	Chemistry	0.6	176,950	177,925
7	(13)	Religious Studies	0.1	243,071	243,252

(2021 ranking in brackets. Subjects having a year-on-year decrease in 2021 are shown as blank.)

Chart 4 Top GCSE full course subject increases, 2022 (entry greater than 100,000)

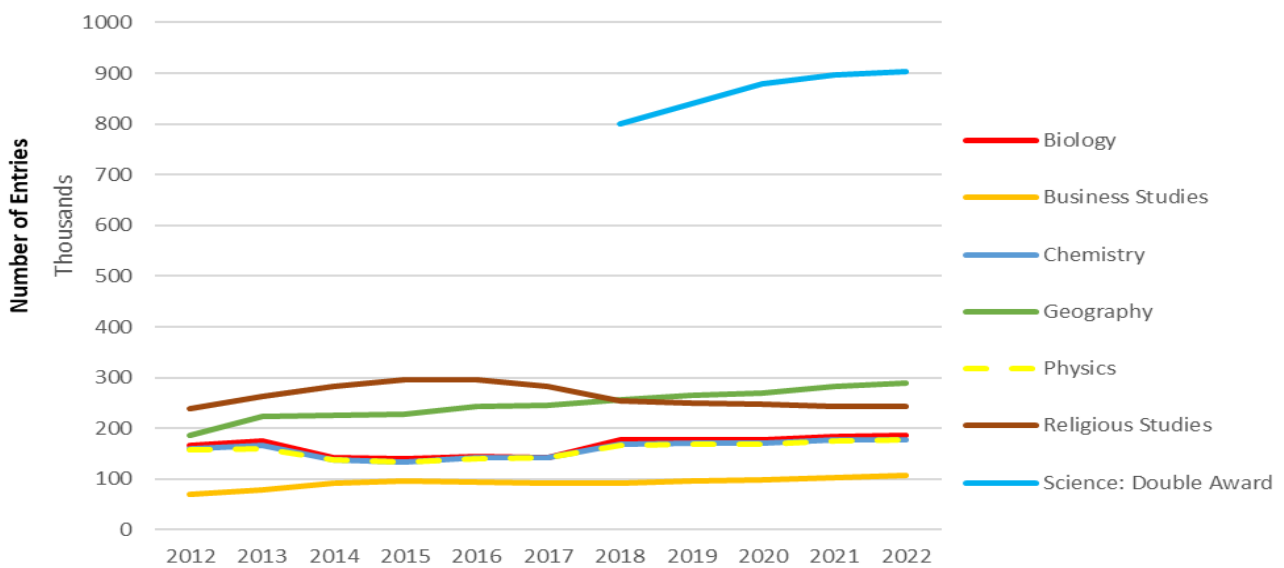


Table C Top GCSE full course subject increases (entry less than 100,000)
(Changes from 2021-2022)

Ranking		Subject	% Change	2021 Number of entries	2022 Number of entries
1	(9)	Other Modern Languages	47.5	24,714	36,445
2	(1)	Health & Social Care	27.5	5,041	6,426
3		Statistics	23.2	1,7913	22,066
4		Irish	12.7	1,757	1,981
5	(10)	Business & Comm. Systems	9.9	1,747	1,920
6	(13)	Social Science subjects	6.7	41,251	43,996
7		Citizenship Studies	5.7	20,291	21,455
8		Economics	5.1	6,770	7,117
9	(5)	Welsh Literature	4.9	4,154	4,358
10	(12)	Food Preparation & Nutrition	3.8	54,442	56,497

(2021 ranking in brackets. Subjects having a year-on-year decrease in 2021 are shown as blank.)
Entries less than 1,000 excluded.

Chart 5 Top GCSE full course subject increases, 2022 (entry less than 100,000*)

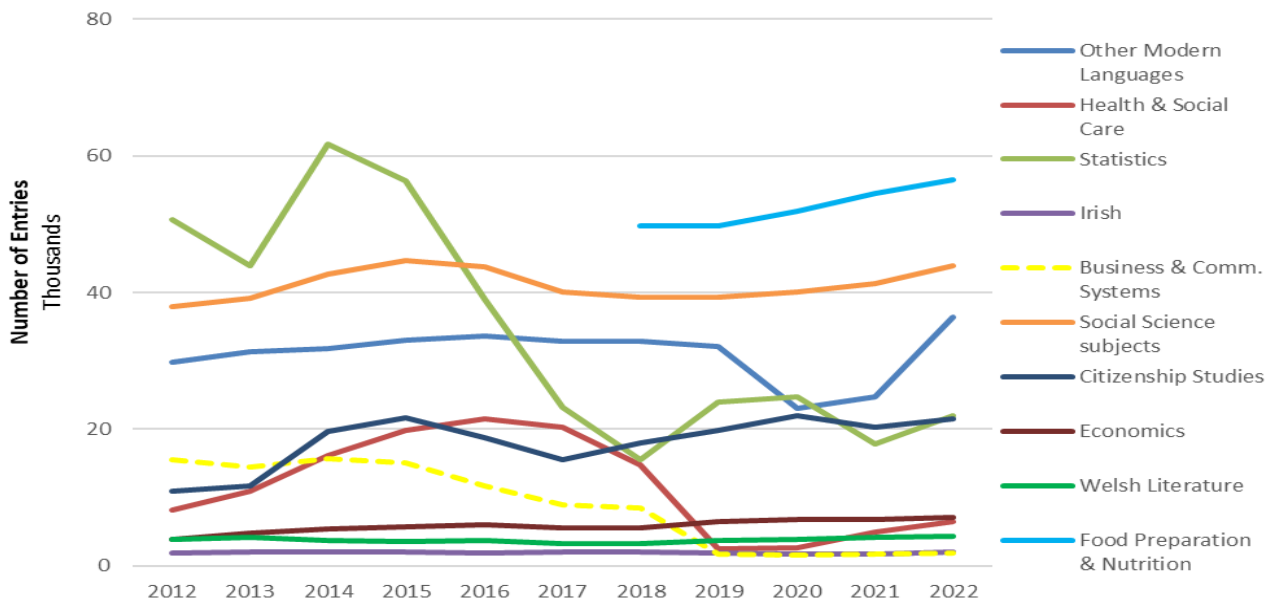


Table D Top GCSE full course subject decreases (entry greater than 100,000)
(Changes from 2021-2022)

Ranking		Subject	% Change	2021 Number of entries	2022 Number of entries
1		Mathematics	-3.5	811,135	782,783
2	(1)	English	-3.0	780,231	756,462
3	(3)	Art and Design subjects	-2.1	210,091	205,657
4		French	-1.9	131,887	129,419
5		Spanish	-1.7	114,795	112,845
6		History	-0.9	294,807	292,199

(2021 ranking in brackets. Subjects having a year-on-year increase in 2021 are shown as blank.)

Chart 6 Top GCSE full course subject decreases, 2022 (entry more than 100,000)

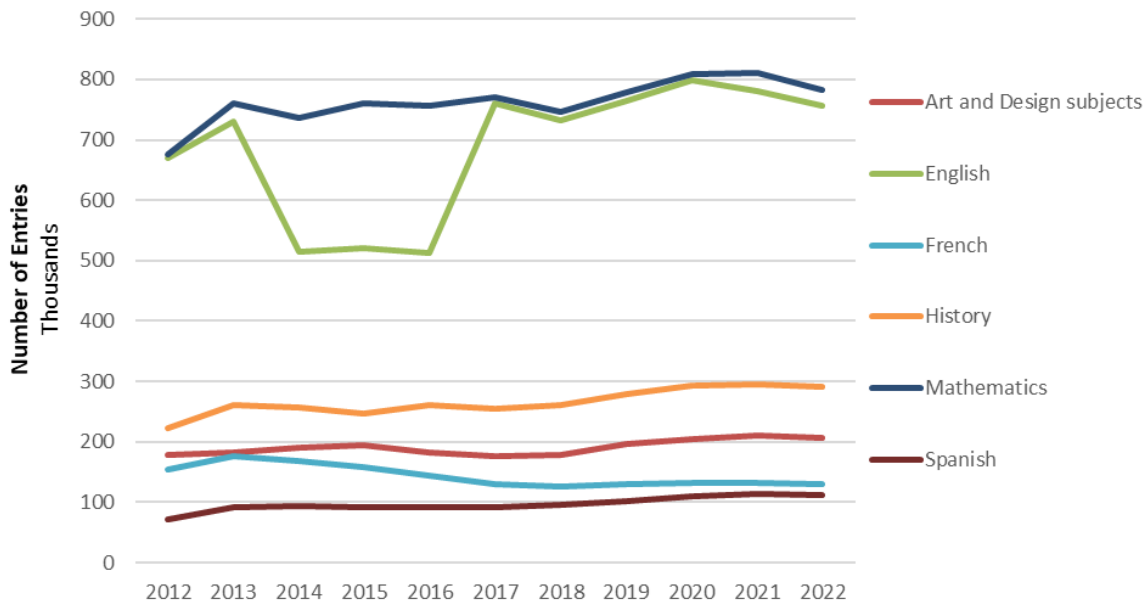
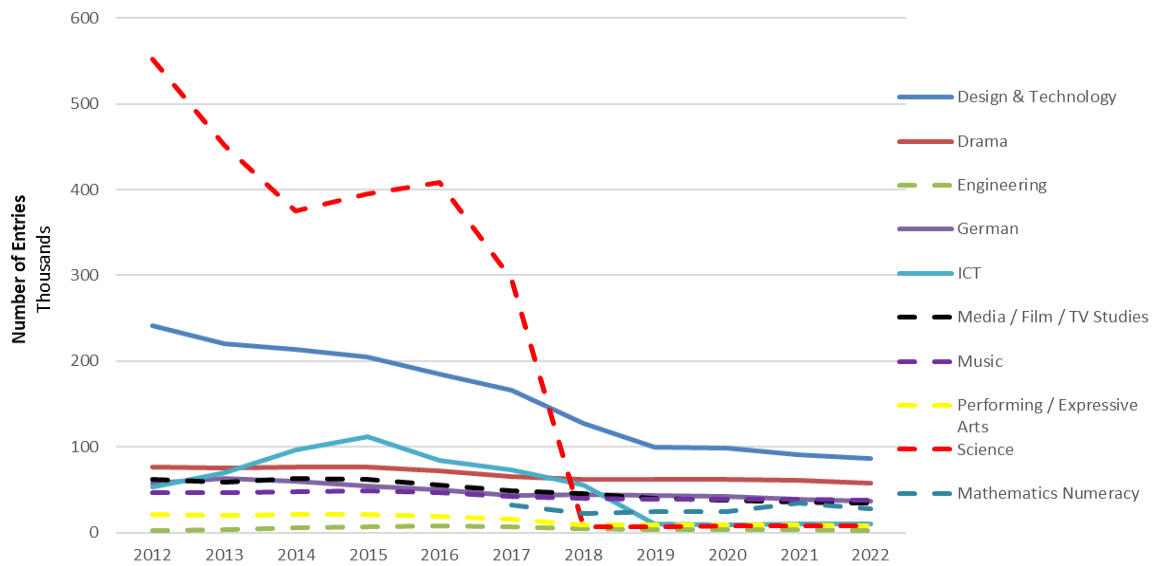


Table E GCSE full course subject decreases (entry less than 100,000)
(Changes from 2021-2022)

Ranking		Subject	% Change	2021 Number of entries	2022 Number of entries
1		Mathematics Numeracy	-19.4	34,620	27,908
2	(4)	Engineering	-10.4	2,836	2,540
3		Science	-6.5	8,279	7,744
4	(14)	Drama	-6.4	61,204	57,308
5	(11)	Performing / Expressive Arts	-6.3	8,753	8,200
6		ICT	-5.7	10,009	9,440
7	(8)	Design & Technology	-5.4	91,185	86,297
8	(5)	German	-5.1	38,272	36,327
9	(9)	Media / Film / TV Studies	-4.0	35,701	34,264
10		Music	-3.8	39,194	37,705

(2021 ranking in brackets. Subjects having a year-on-year increase or entry >100k in 2021 are shown as blank.)

Chart 7 Top GCSE full course subject decreases, 2022 (entry fewer than 100,000)



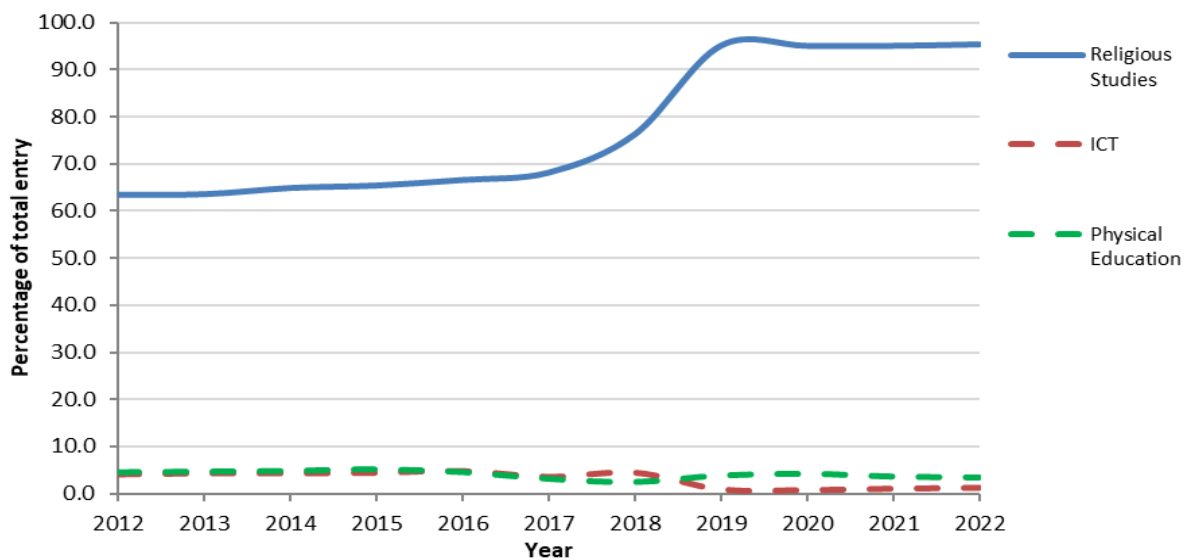
GCSE short course trends

Table F GCSE short course subjects in 2022

Ranking	Subject	% of total	Number of entries
1 (1)	Religious Studies	95.4	24,602
2 (2)	Physical Education	3.4	881
3 (3)	ICT	1.2	305

(2021 ranking in brackets.)

Chart 8 Top GCSE short course subjects as a percentage of the total entry over the period 2012 to 2022



GCSE double award trends

Table G GCSE double award subjects in 2022

Ranking	Subject	% of total	Number of entries
1 (1)	Health & Social Care	100.0	250

(2021 ranking in brackets.)

Entry Level trends

Table H Top Entry Level subjects in 2022

Ranking	Subject	% of total	Number of entries
1 (1)	Mathematics	37.1	16,351
2 (3)	English	24.4	10,753
3 (2)	Science	23.5	10,371
4 (4)	Physical Education	4.0	1,770
5 (5)	ICT	3.7	1,617

(2021 ranking in brackets.)

Project trends

Table I Changes from 2021-2022

Subject	% Change	2021 Number of entries	2022 Number of entries
Level 1 Project	79.9	477	858
Level 2 Project	34.4	2,775	3,729