

GCSE, Project, and Entry Level Trends - UK, 2023

GCSE full course trends

Chart 1 Total entry for GCSE full course subjects, 2014-2023

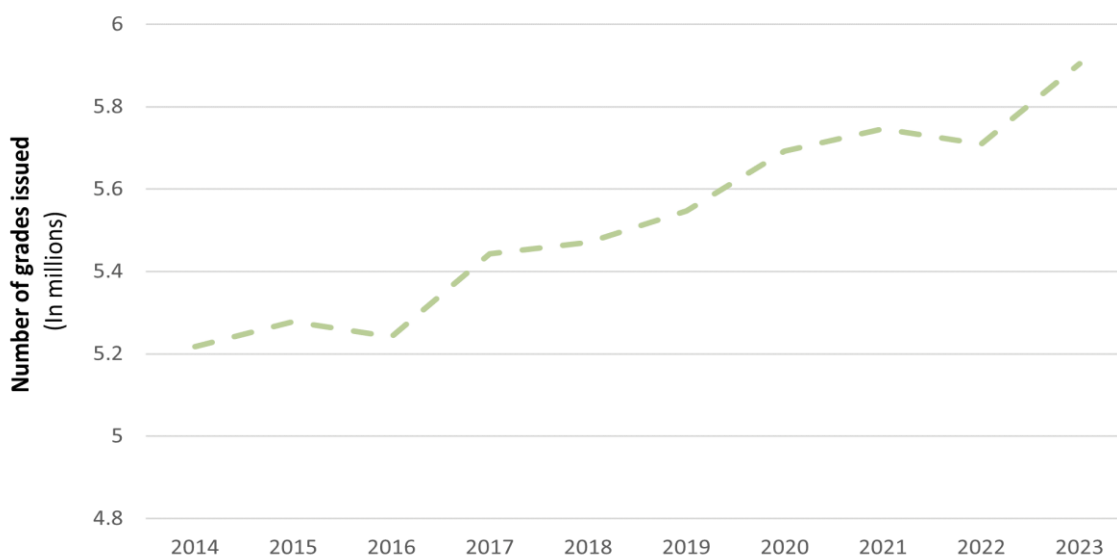


Chart 2 Cohort size 2014-2023

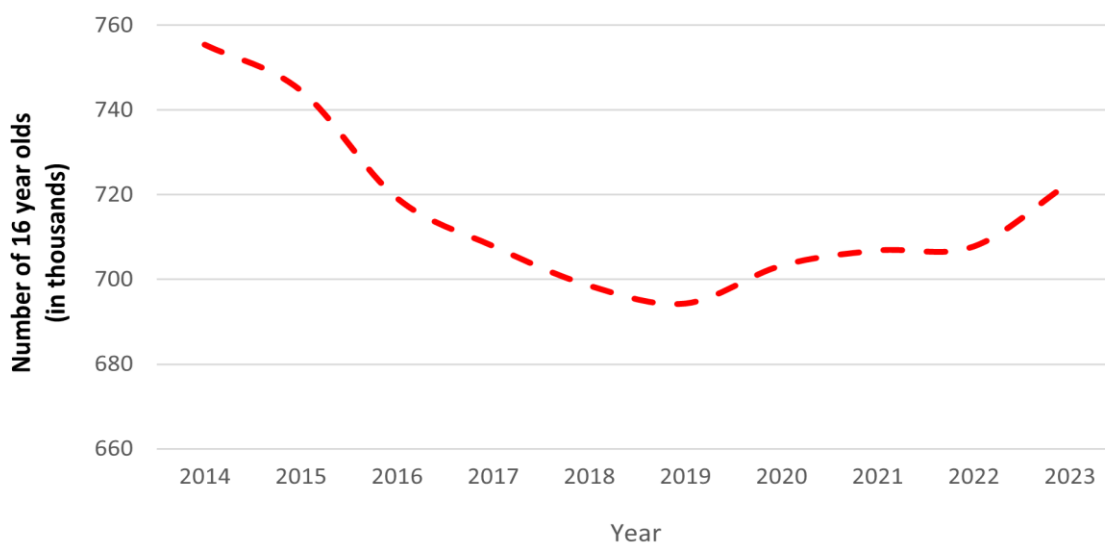


Table A Top ten GCSE full course subjects in 2023

Ranking		Subject	% of total	Number of Entries
1	(1)	Science: Double Award*	15.8	935,436
2	(2)	Mathematics	13.9	821,322
3	(3)	English	13.4	788,780
4	(4)	English Literature	10.6	627,828
5	(5)	History	5.3	311,146
6	(6)	Geography	5.0	293,319
7	(7)	Religious Studies	4.1	243,735
8	(8)	Art and Design subjects	3.4	198,302
9	(9)	Biology	3.2	191,298
10	(10)	Chemistry	3.1	184,069

(2022 ranking in brackets.) *Science: double award counts as two entries per student.

Chart 3 Top ten GCSE full course subjects as a percentage of the total entry over the period 2014 to 2023

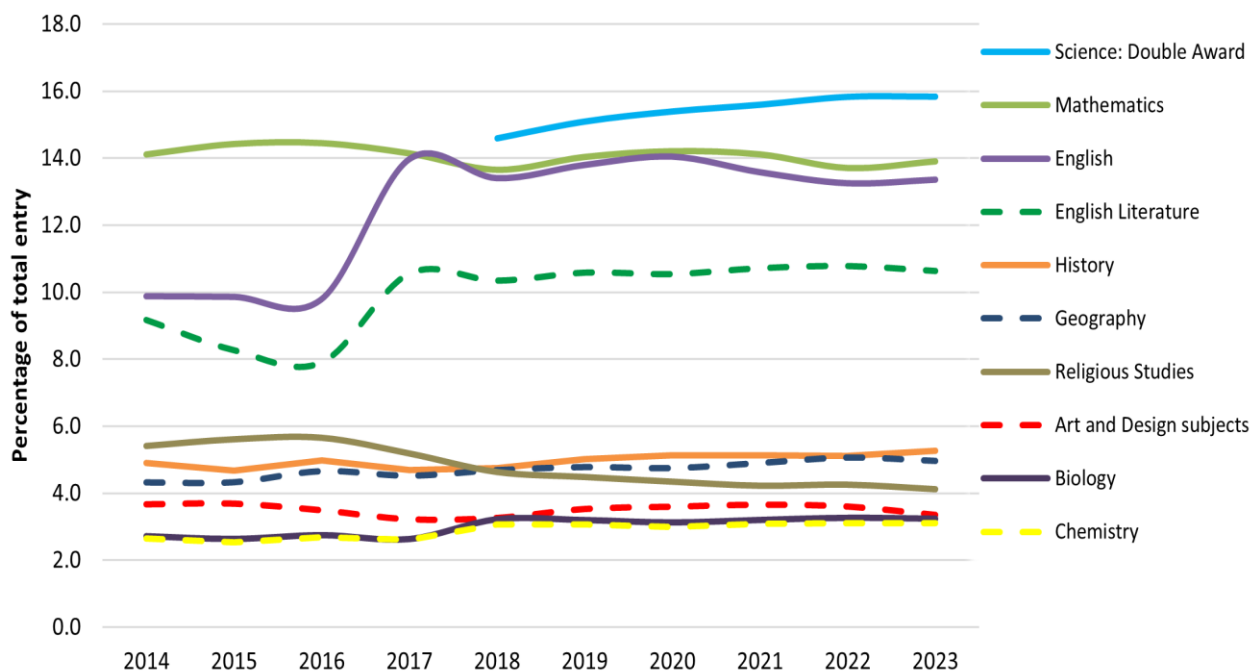


Table B Top GCSE full course subject increases (entry greater than 100,000)
(Changes from 2022-2023)

Ranking		Subject	% Change	2022 Number of Entries	2023 Number of Entries
1	(1)	Business Studies	14.8	107,283	123,166
2		Spanish	11.3	112,845	125,651
3		History	6.5	292,199	311,146
4		Mathematics	4.9	782,783	821,322
5		English	4.3	756,462	788,780
6	(5)	Science: Double Award*	3.5	904,012	935,436
7	(6)	Chemistry	3.5	177,925	184,069
8	(4)	Physics	3.2	177,137	182,886
9	(3)	Biology	2.6	186,445	191,298
10		English Literature	2.0	615,328	627,828

(2022 ranking in brackets. Subjects having a year-on-year decrease in 2022 are shown as blank.)

*Science: double award counts as two entries per student.

Chart 4 Top GCSE full course subject increases, 2023 (entry greater than 100,000)

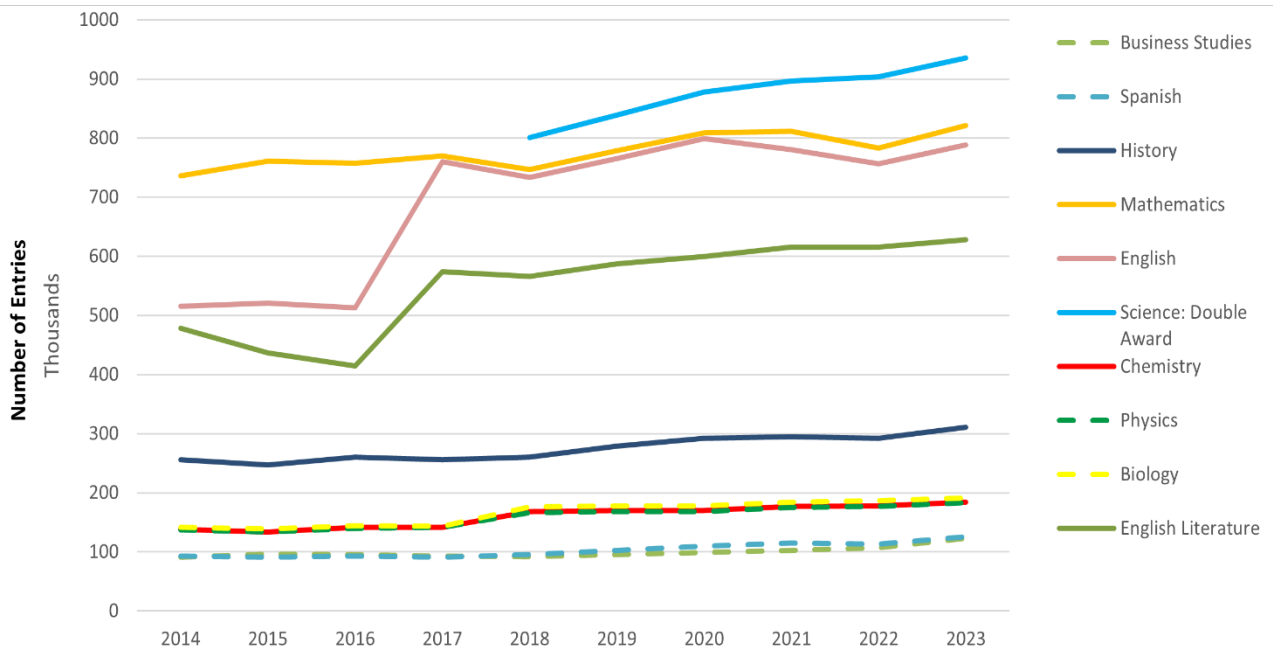


Table C Top GCSE full course subject increases (entry less than 100,000)
(Changes from 2022-2023)

Ranking		Subject	% Change	2022 Number of Entries	2023 Number of Entries
1	(9)	Construction	23.0	1,053	1,295
2	(3)	Statistics	20.4	22,066	26,559
3	(10)	Computing	11.6	81,120	90,558
4	(5)	Business & Comm. Systems	9.9	1,920	2,110
5		Engineering	8.1	2,540	2,746
6	(1)	Economics	6.4	7,117	7,572
7		Preparation for Working Life	5.5	3,448	3,638
8		Physical Education	5.2	79,924	84,062
9		Media / Film / TV Studies	4.5	34,264	35,812
10		Science	2.4	7,744	7,927

(2022 ranking in brackets. Subjects having a year-on-year decrease in 2022 are shown as blank.)
Entries less than 1,000 are excluded.

Table D GCSE full course subject increases for titles that cover a range of subjects
(Changes from 2022-2023)

Ranking		Subject	% change	2022 Number of entries	2023 Number of entries
1	(2)	Social Science subjects	15.5	43,996	50,794
3	(1)	Other Modern Languages	9.5	36,445	39,896
4		Other Sciences	7.4	2,893	3,107
5		Classical subjects	3.9	15,365	15,959

(2022 ranking in brackets. Subjects having a year-on-year decrease in 2022 are shown as blank.)
Entries less than 1,000 are excluded.

Table E Top GCSE full course subject decreases (entry greater than 100,000)
(Changes from 2022-2023)

Ranking		Subject	% Change	2022 Number of Entries	2023 Number of Entries
1	(3)	Art and Design subjects	-3.6	205,657	198,302

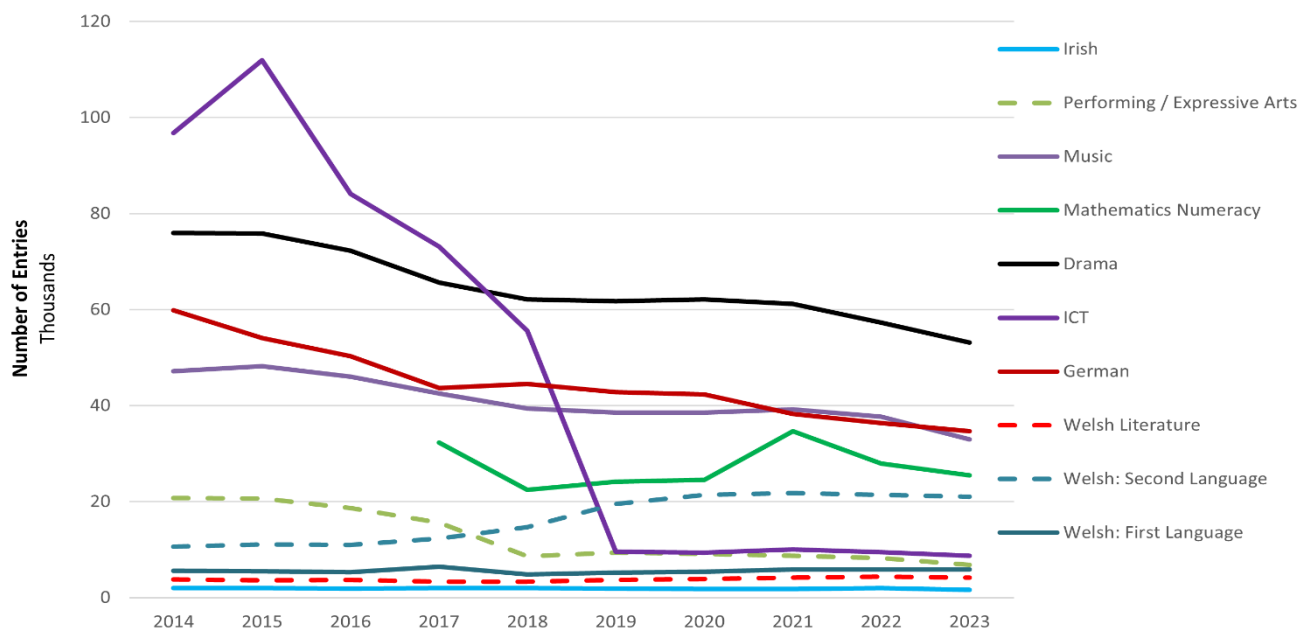
(2022 ranking in brackets. Subjects having a year-on-year increase in 2022 are shown as blank.)

Table F GCSE full course subject decreases (entry less than 100,000)
(Changes from 2022-2023)

Ranking		Subject	% Change	2022 Number of Entries	2023 Number of Entries
1		Irish	-18.2	1,981	1,621
2	(5)	Performing / Expressive Arts	-16.6	8,200	6,835
3	(10)	Music	-12.5	37,705	32,980
4	(1)	Mathematics Numeracy	-8.8	27,908	25,439
5	(4)	Drama	-7.3	57,308	53,116
6	(6)	ICT	-7.3	9,440	8,753
7	(8)	German	-4.5	36,327	34,707
8		Welsh Literature	-3.7	4,358	4,196
9	(13)	Welsh: Second Language	-1.7	21,391	21,032
10	(17)	Welsh: First Language	-0.9	5,880	5,828

(2022 ranking in brackets. Subjects with a year-on-year increase or entry >100k in 2022 are blank.)

Chart 5 Top GCSE full course subject decreases, 2023 (entry fewer than 100,000)



GCSE short course trends

Table G GCSE short course subjects in 2023

Ranking		Subject	% of total	Number of Entries
1	(1)	Religious Studies	97.3	24,781
2	(2)	Physical Education	2.7	696

(2022 ranking in brackets.)

GCSE double award trends

Table H GCSE double award subjects in 2023

Ranking		Subject	% of total	Number of Entries
1	(1)	Health and Social Care	100.0	175

(2022 ranking in brackets.)

Entry Level trends

Table I Top Entry Level subjects in 2023

Ranking		Subject	% of total	Number of Entries
1	(1)	Mathematics	39.7	17,948
2	(2)	English	24.8	11,206
3	(3)	Science	21.7	9,788
4	(4)	Physical Education	3.8	1,696

(2022 ranking in brackets.)

Project trends

Table J Changes from 2022-2023

Subject	% Change	2022 Number of Entries	2023 Number of Entries
Level 1 Project	2.7	858	881
Level 2 Project	12.6	3,729	4,199