

## **A and AS level trends**

Summer 2025

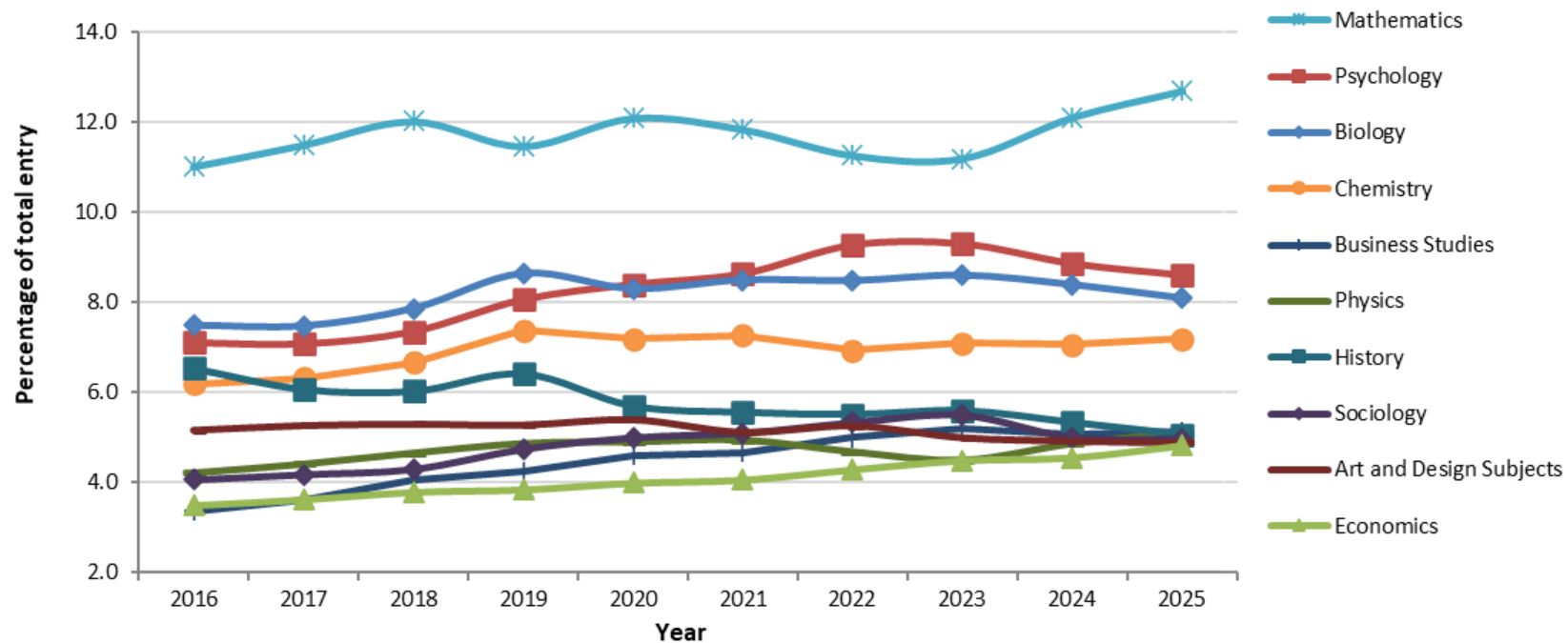
## A level trends – Summer 2025, UK

Table 6 A level top subjects by entry numbers

Ranking		Subject	Number of Entries	% of total entries
1	(1)	Mathematics	112,138	12.7
2	(2)	Psychology	75,943	8.6
3	(3)	Biology	71,400	8.1
4	(4)	Chemistry	63,538	7.2
5	(6)	Business Studies	45,235	5.1
6	(9)	Physics	44,957	5.1
7	(5)	History	44,717	5.1
8	(7)	Sociology	43,875	5.0
9	(8)	Art & Design subjects	43,124	4.9
10	(10)	Economics	42,667	4.8

2024 ranking in brackets

Figure 1 A level top ten subjects as a percentage of the total entry



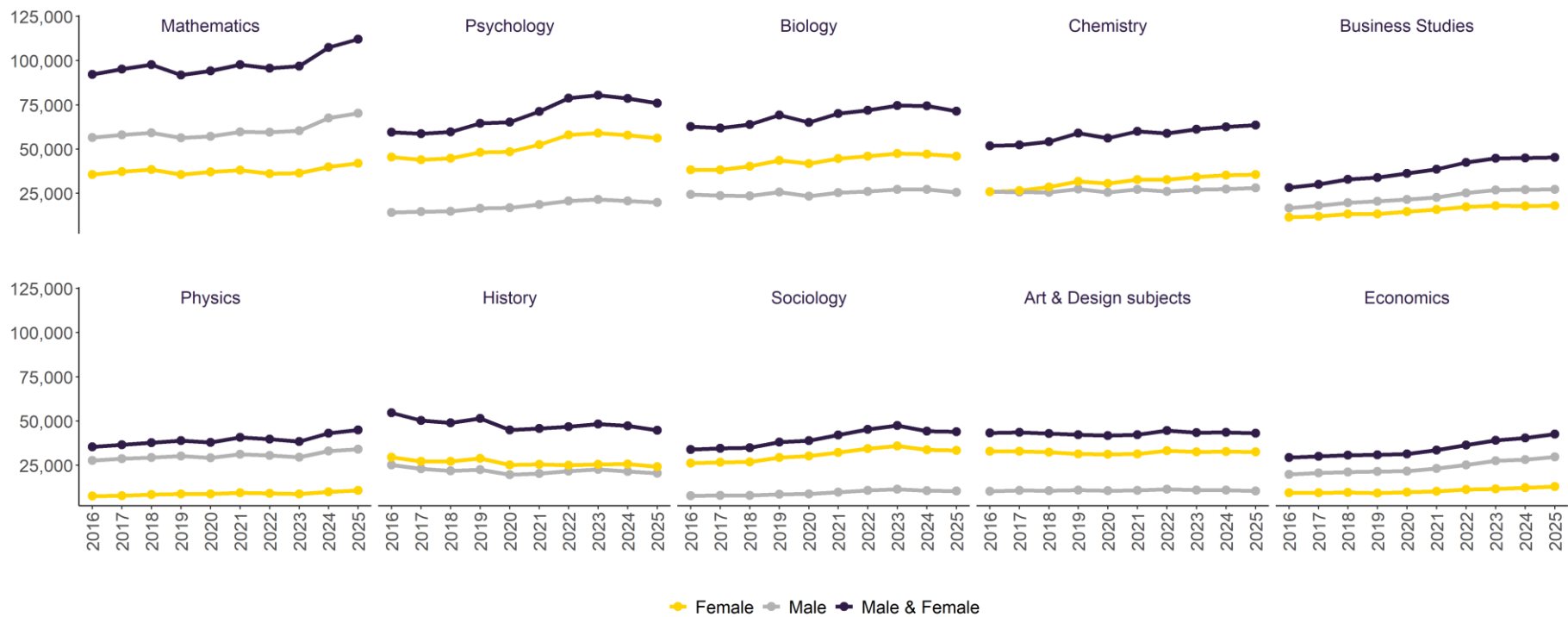
**Table 7 A level top ten percentage increases for subjects on entry numbers**

<b>Ranking</b>		<b>Subject</b>	<b>% Change</b>	<b>Number of entries 2024</b>	<b>Number of entries 2025</b>
1	(1)	Mathematics (Further)	7.2	18,082	19,390
2	(8)	Economics	5.5	40,451	42,667
3	(4)	Mathematics	4.4	107,427	112,138
4	(2)	Physics	4.3	43,114	44,957
5	(9)	Chemistry	1.5	62,583	63,538
6		Media / Film / TV Studies	1.4	22,990	23,320
7		Political Studies	1.2	21,926	22,185
8	(10)	Spanish	1.1	8,238	8,325
9	(11)	Law	1.0	14,819	14,973
10	(13)	Business Studies	0.6	44,961	45,235

Subjects over 5,000 candidates shown.

2024 ranking in brackets. Ranks of subjects with a year-on-year decrease in 2024 are shown as blank.

**Figure 2 A level top ten subjects in entry numbers, by sex**



**Table 8 A level top ten percentage decreases for subjects on entry numbers**

<b>Ranking</b>		<b>Subject</b>	<b>% Change</b>	<b>Number of entries 2024</b>	<b>Number of entries 2025</b>
1		French	-9.1	7,544	6,858
2	(2)	Drama	-7.1	8,654	8,038
3		English Language & Literature	-6.4	7,773	7,274
4	(5)	History	-5.5	47,297	44,717
5	(3)	Geography	-5.4	36,314	34,336
6		English Literature	-4.4	39,673	37,931
7	(12)	Biology	-4.0	74,367	71,400
8	(9)	English Language	-4.0	13,260	12,734
9		Psychology	-3.3	78,556	75,943
10		Computing	-2.8	20,370	19,796

Subjects over 5,000 candidates shown.

2024 ranking in brackets. Ranks of subjects with a year-on-year increase in 2024 are shown as blank.

**Figure 3 A level top ten subjects with the largest decrease in entry numbers**

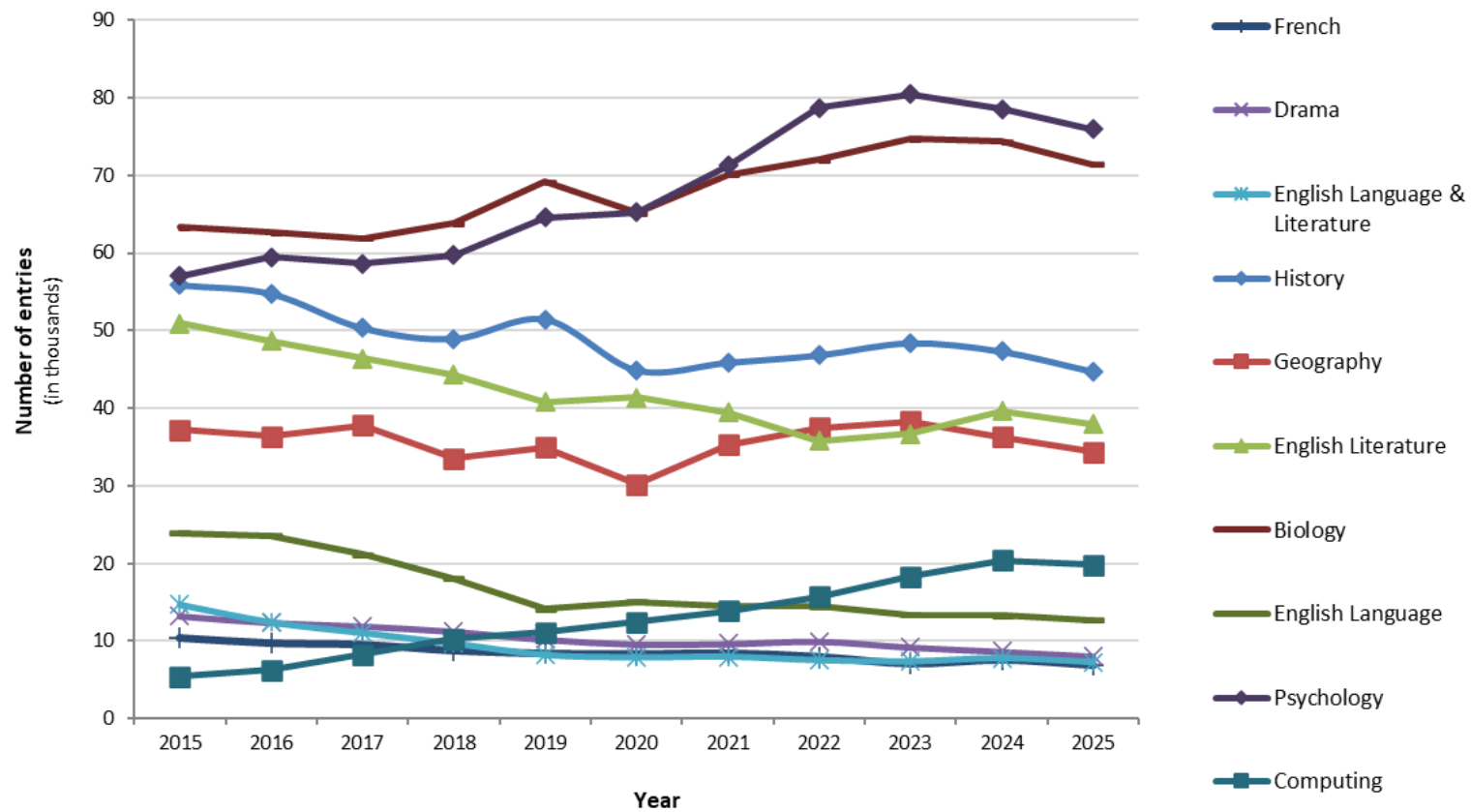


Table 9    Core maths UK, entries and outcomes 2025 and 2024

	Entry		A %		A-E %	
	2024	2025	2024	2025	2024	2025
Male	6,620	7,574	16.6	17.9	84.9	86.3
Female	6,167	7,742	21.7	21.6	87.0	87.4
Male & Female	12,787	15,316	19.1	19.8	85.9	86.8



Figure 4 A level entry numbers for the sciences over the past ten years

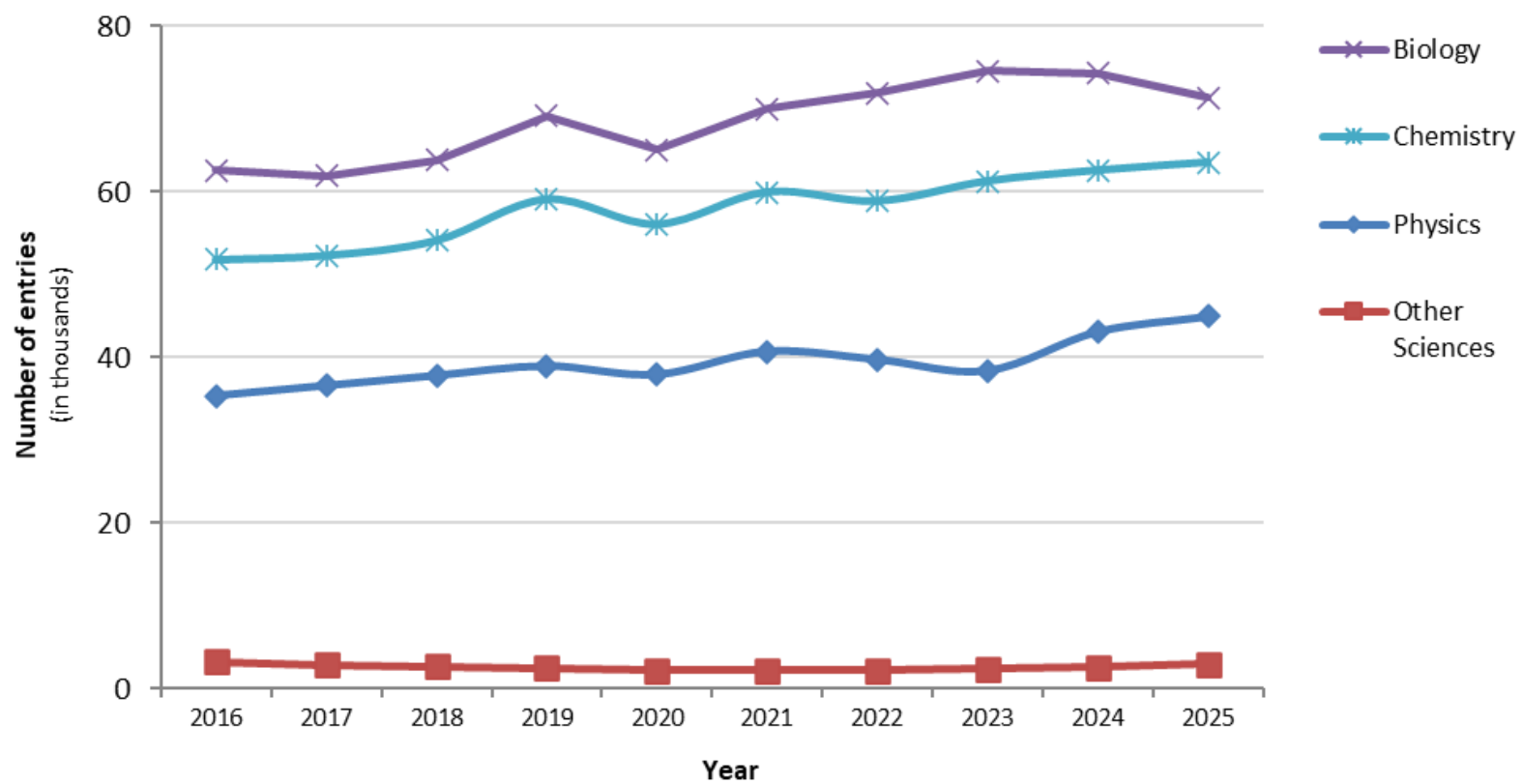


Figure 5 A level entry numbers for modern languages over the past ten years

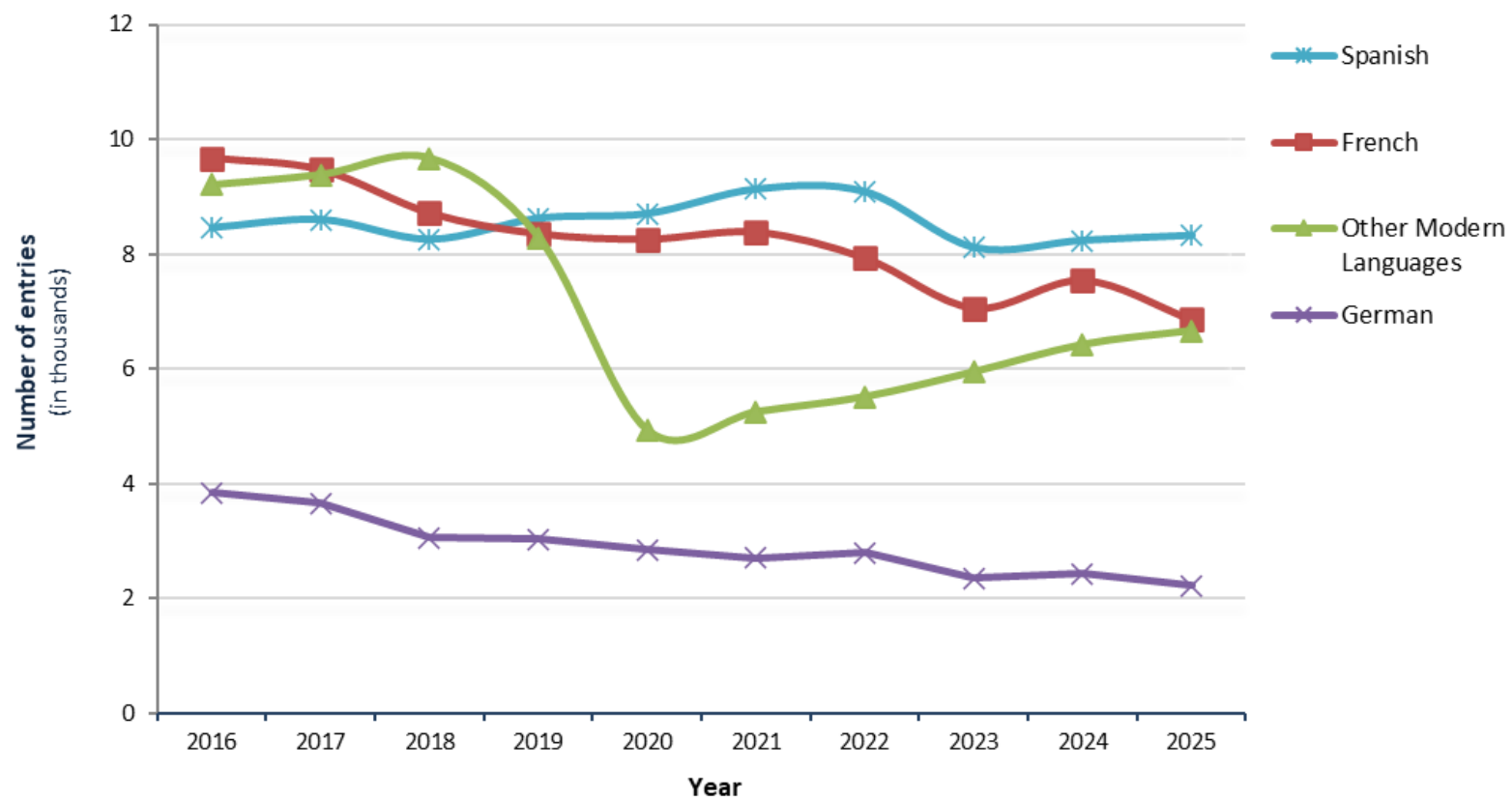
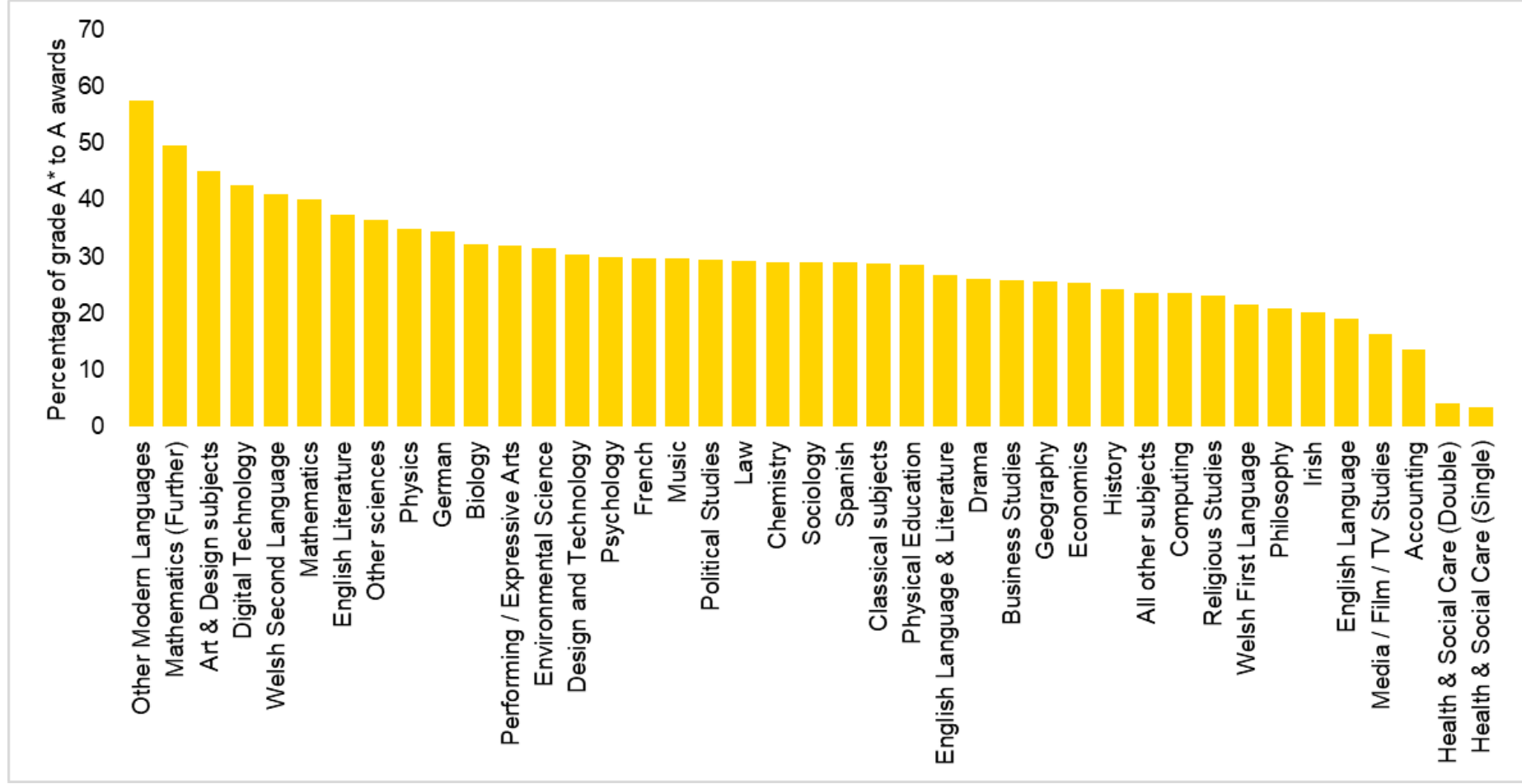


Figure 6 Grade A\* as a percentage of A\* and A, for all ages for the UK



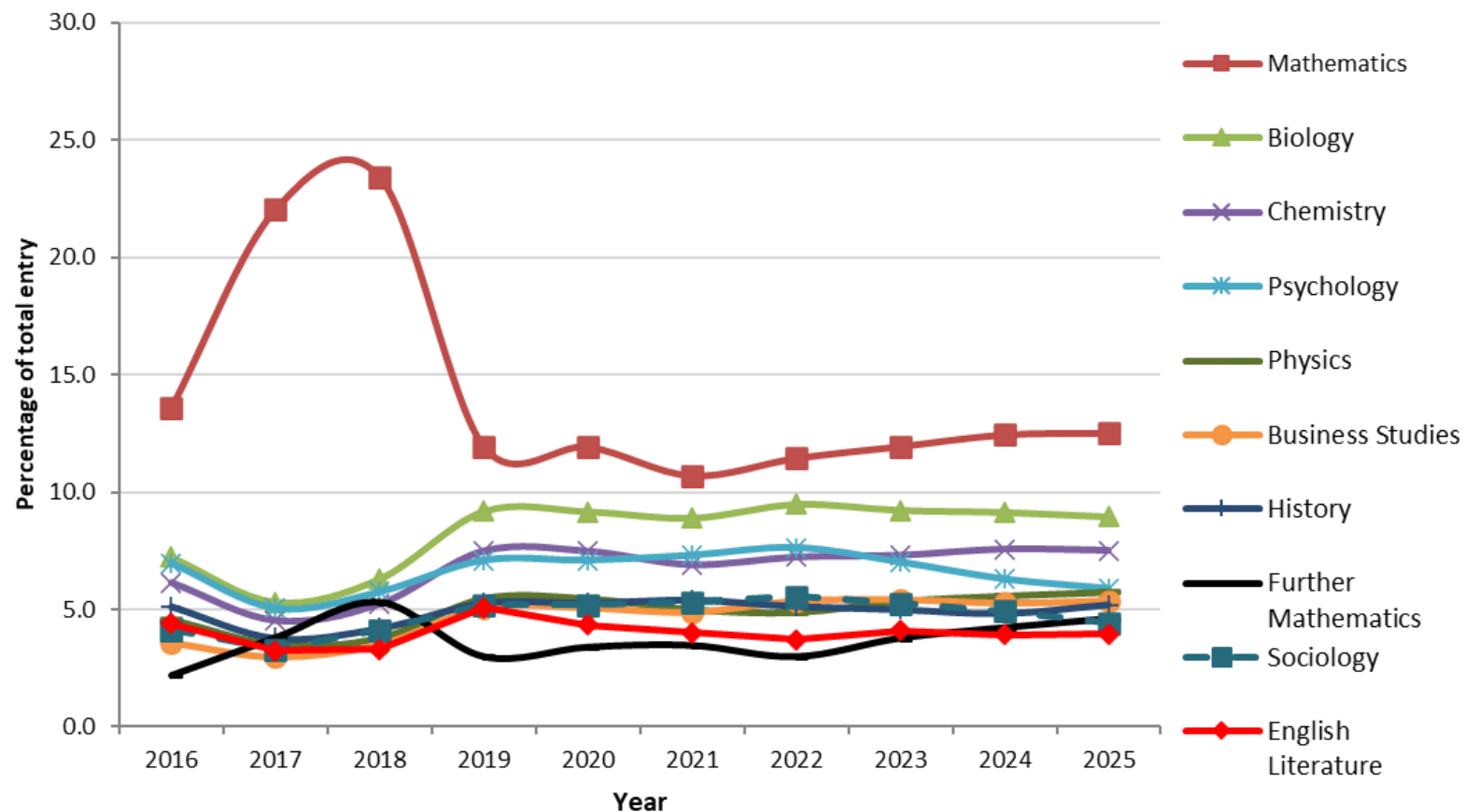
## AS trends – Summer 2025, UK

Table 10 AS level top subjects by entry numbers

Ranking		Subject	Number of entries	% of total entries
1	(1)	Mathematics	16,794	12.5
2	(2)	Biology	12,024	9.0
3	(3)	Chemistry	10,089	7.5
4	(4)	Psychology	7,911	5.9
5	(6)	Physics	7,728	5.8
6	(5)	Business Studies	7,227	5.4
7	(8)	History	6,989	5.2
8	(9)	Mathematics (Further)	6,180	4.6
9	(7)	Sociology	5,935	4.4
10	(10)	English Literature	5,305	4.0

2024 ranking in brackets

Figure 7 AS level top ten subjects as a percentage of the total entry



**Table 11 AS level top ten percentage decreases for subjects on entry numbers**

<b>Ranking</b>		<b>Subject</b>	<b>% change</b>	<b>Number of entries 2024</b>	<b>Number of entries 2025</b>
1	(4)	Sociology	-14.0	6,900	5,935
2	(1)	Psychology	-10.4	8,827	7,911
3		Biology	-6.3	12,833	12,024
4		Chemistry	-5.0	10,621	10,089
5		Mathematics	-3.8	17,454	16,794
6	(7)	English Literature	-3.4	5,489	5,305
7		Business Studies	-2.5	7,414	7,227
8		Physics	-1.5	7,845	7,728

Subjects over 1,000 entries are shown.

2024 ranking in brackets. Ranking of subjects having a year-on-year increase in 2024 are shown as blank.

Figure 8 AS level top ten subjects with the largest decrease in entry numbers

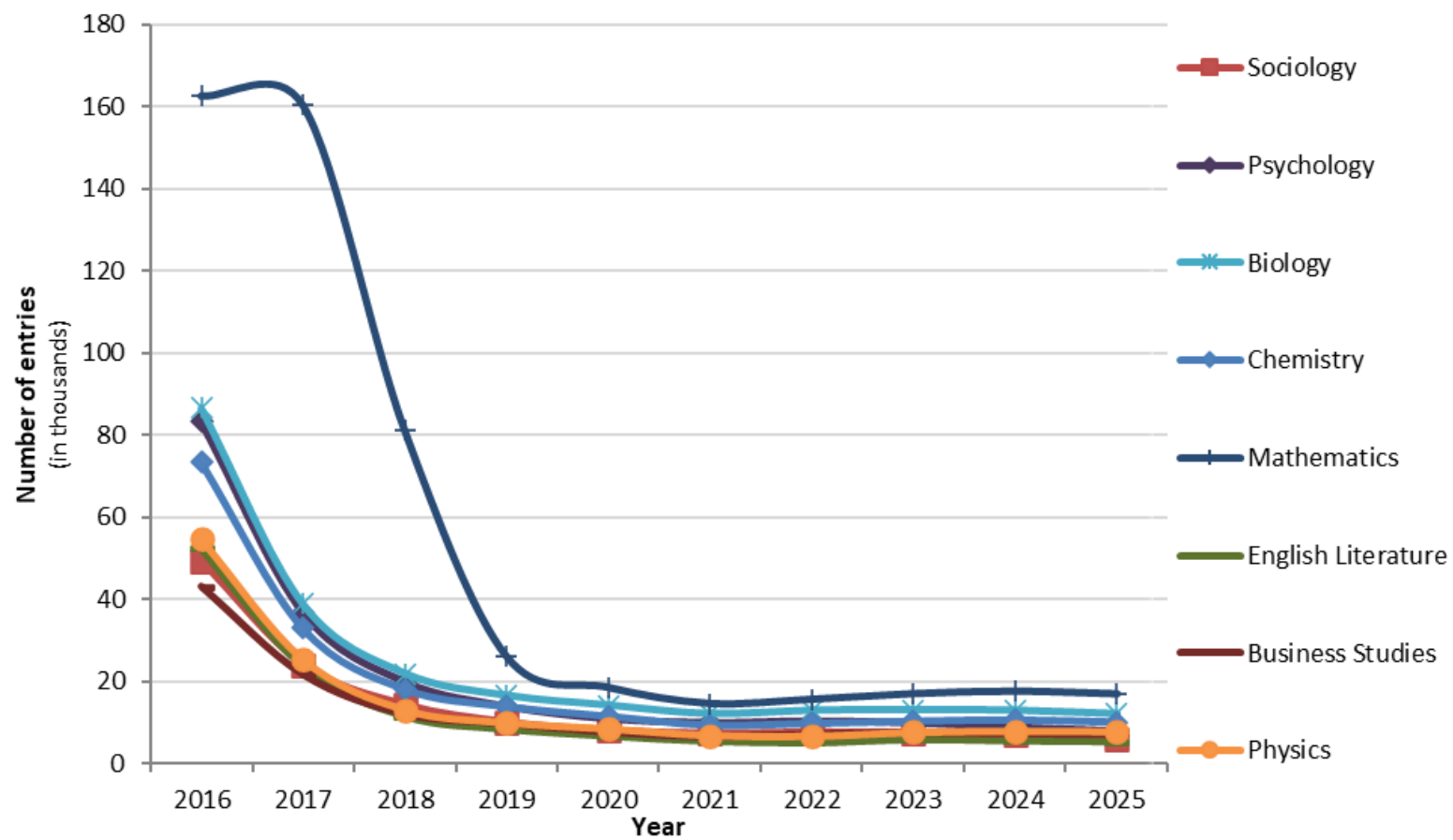


Figure 9 AS level entry numbers for the sciences over the past ten years

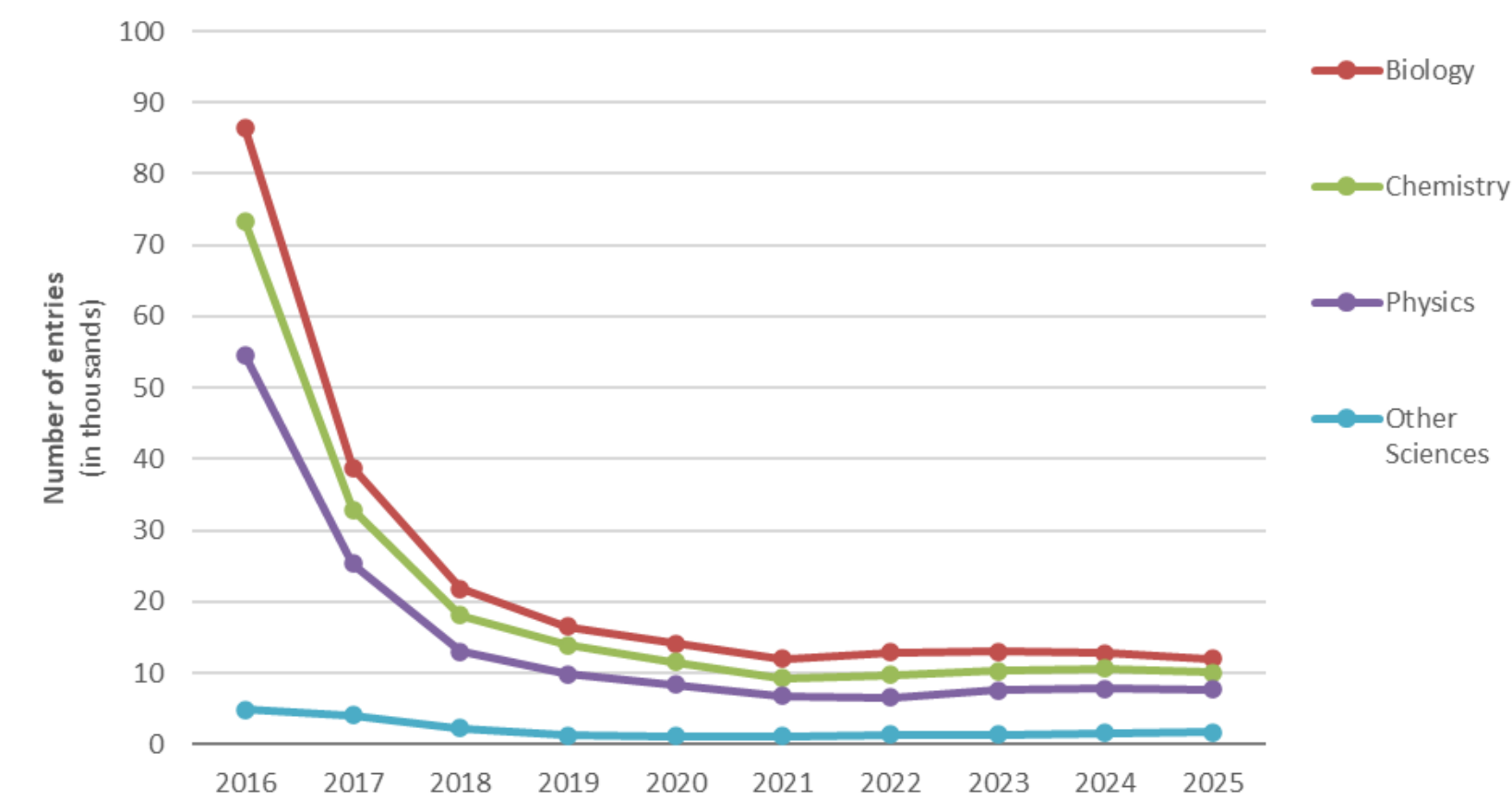




Figure 10 AS level entry numbers for modern languages over the past ten years

