



Joint Council for
Qualifications ^{CIC}

GCSE entry level trends, UK

Summer 2025

Figure 1 Total entries for GCSE full course subjects, 2016 to 2025

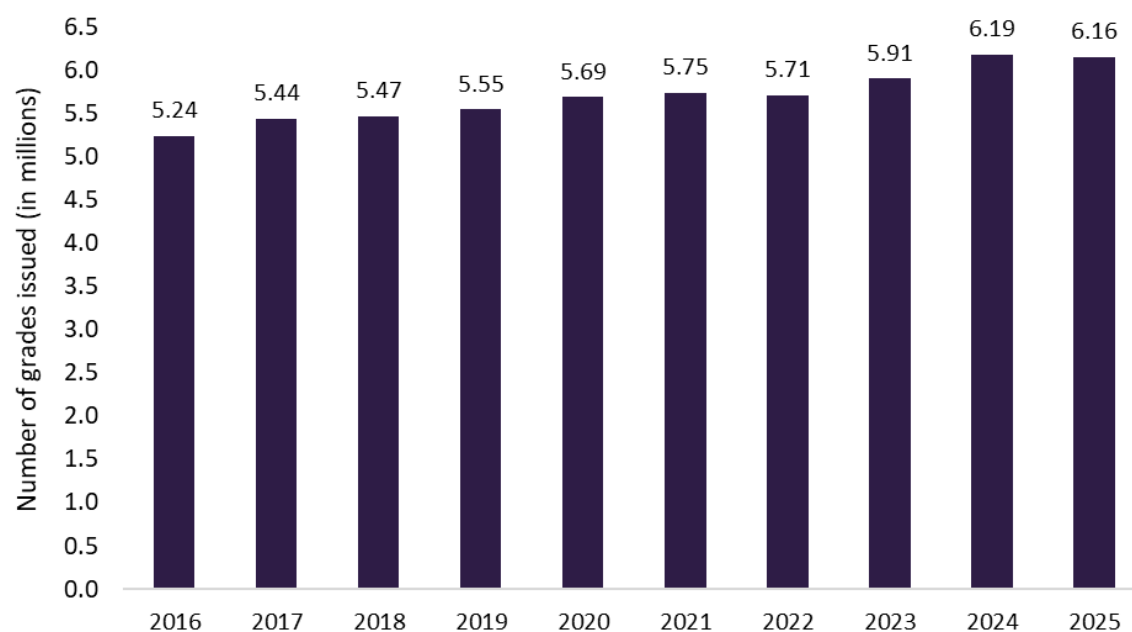


Table 12 Top ten GCSE full course subjects in 2025

Ranking		Subject	% of total	2025 Number of entries
1	(1)	Science: Double Award	16.1	989,264
2	(2)	Mathematics	14.5	893,198
3	(3)	English Language	14.1	866,023
4	(4)	English Literature	10.5	649,481
5	(5)	History	5.0	306,759
6	(6)	Geography	4.9	302,706
7	(7)	Religious Studies	3.9	237,515
8	(8)	Art and Design subjects	3.4	206,598
9	(9)	Biology	3.0	183,539
10	(10)	Chemistry	2.8	174,088

2024 ranking in brackets.

Science: Double Award is counted twice.

Figure 2a Top ten GCSE full course subjects as a percentage of the total entries over the period 2016 to 2025 - Science, Mathematics, English Language and English Literature

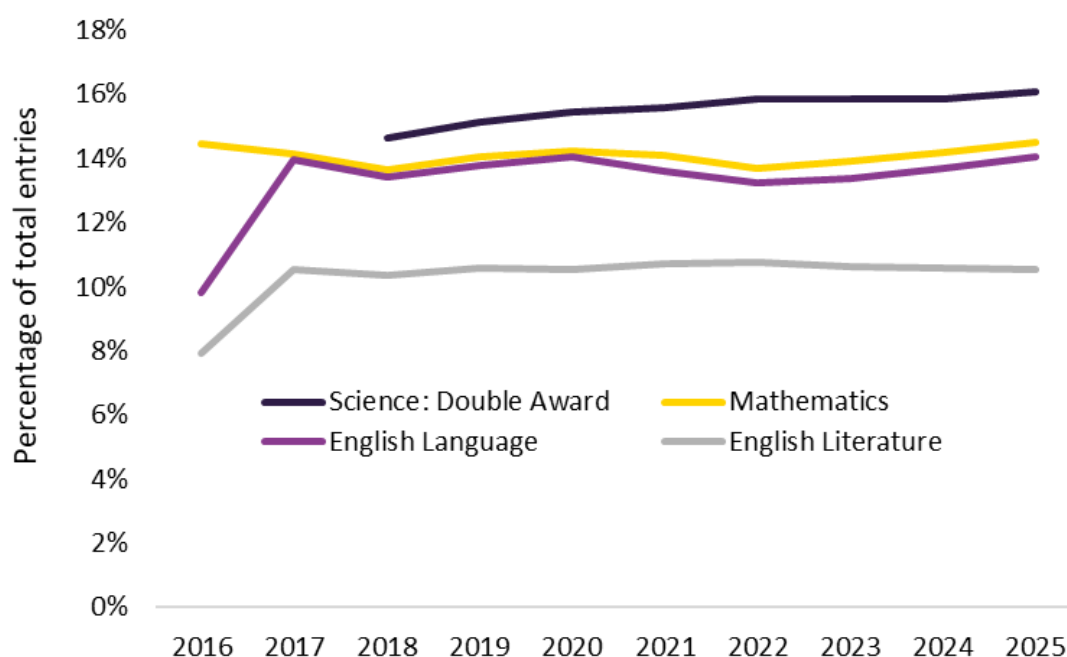


Figure 2b Top ten GCSE full course subjects as a percentage of the total entries over the period 2016 to 2025 – Other subjects

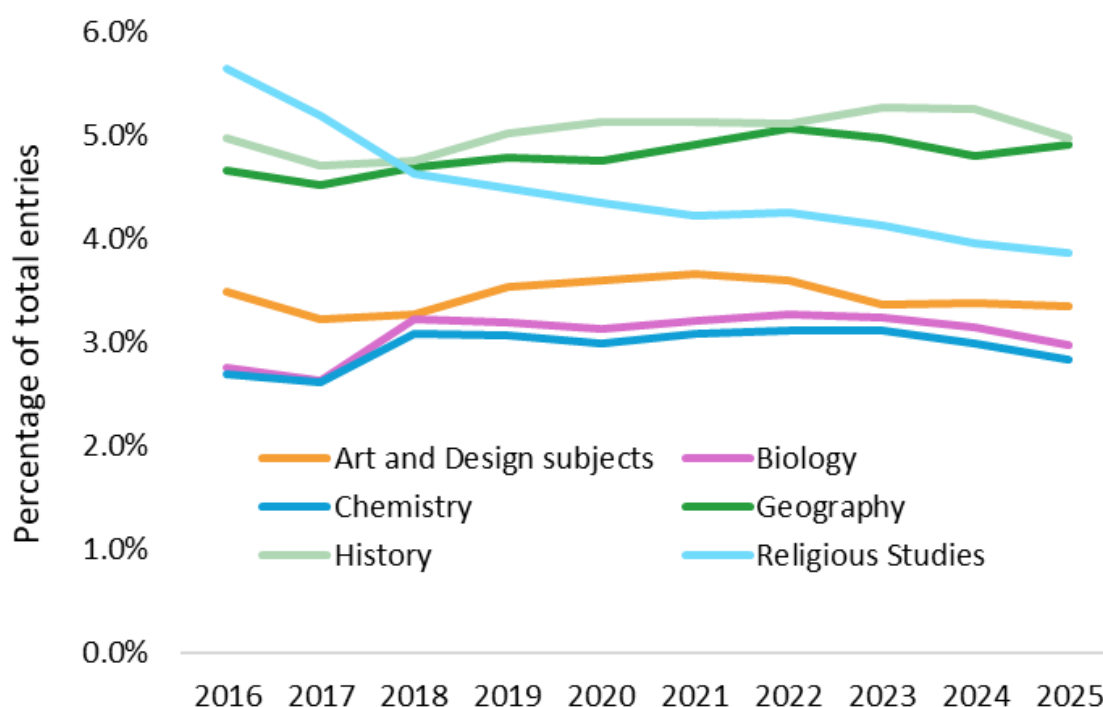


Table 13 Top GCSE full course subject increases (entries greater than 100,000)

Ranking		Subject	% change	2024 Number of entries	2025 Number of entries
1	(4)	Spanish	2.6	133,395	136,871
2	(2)	English Language	2.4	845,834	866,023
3	(1)	Business Studies	2.1	135,090	137,924
4		Geography	1.8	297,411	302,706
5	(3)	Mathematics	1.7	878,165	893,198
6	(6)	Science: Double Award	0.9	980,786	989,264

2024 ranking in brackets. Subjects having a year-on-year decrease or entries <100K in 2024 are shown as blank.

Science: Double Award counts as two entries per candidate.

Figure 3 Top GCSE full course subject increases, 2016 to 2025 (entries greater than 100,000)

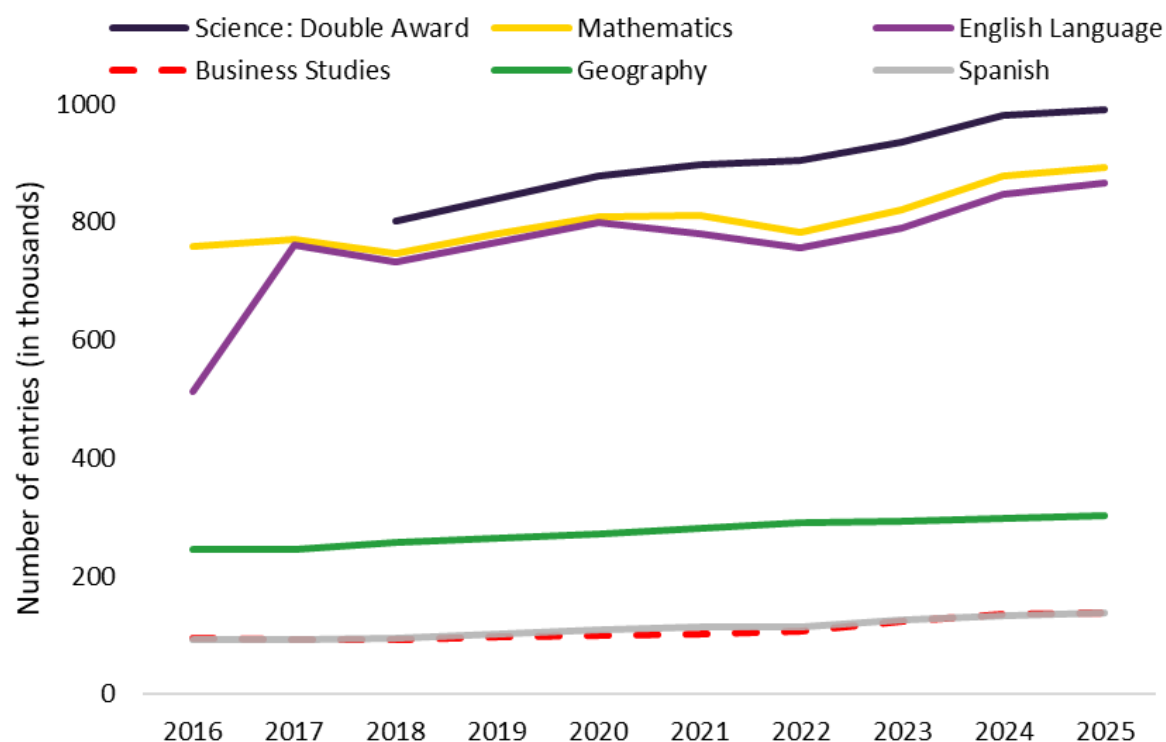


Table 14 Top GCSE full course subject increases (entries less than 100,000)

Ranking		Subject	% change	2024 Number of entries	2025 Number of entries
1	(1)	Statistics	9.5	31,844	34,879
2		Performing / Expressive Arts	8.3	6,640	7,190
3	(3)	Music	6.1	35,861	38,060
4	(7)	Physical Education	2.0	87,799	89,584
5		Citizenship Studies	1.0	20,790	21,005

2024 ranking in brackets.

Subjects having a year-on-year decrease, or less than 5,000 entries in 2024 are shown as blank. Entries less than 5,000 are excluded.

Table 15 GCSE full course subject increases for titles that cover a range of subjects

Ranking		Subject	% change	2024 Number of entries	2025 Number of entries
1	(1)	Other Technology	3.6	1,036	1,073
2	(5)	Classical subjects	1.4	16,429	16,665
3	(3)	Other Modern Languages	1.3	43,121	43,678

2024 ranking in brackets. Subjects having a year-on-year decrease, or less than 1,000 entries in 2024 are shown as blank.

Table 16 Top GCSE full course subject decreases (entries greater than 100,000)

Ranking		Subject	% change	2024 Number of entries	2025 Number of entries
1		Physics	-6.4	185,035	173,227
2		Chemistry	-6.0	185,274	174,088
3		Biology	-5.8	194,925	183,539
4		History	-5.7	325,437	306,759
5		Religious Studies	-3.1	245,019	237,515
6		French	-1.4	134,651	132,808
7		Art and Design subjects	-1.1	208,934	206,598
8		English Literature	-1.0	655,905	649,481

2024 ranking in brackets. Subjects having a year-on-year increase in 2024 are shown as blank.

Figure 4 Top GCSE full course subject increases, 2016 to 2025 (entries greater than 100,000)

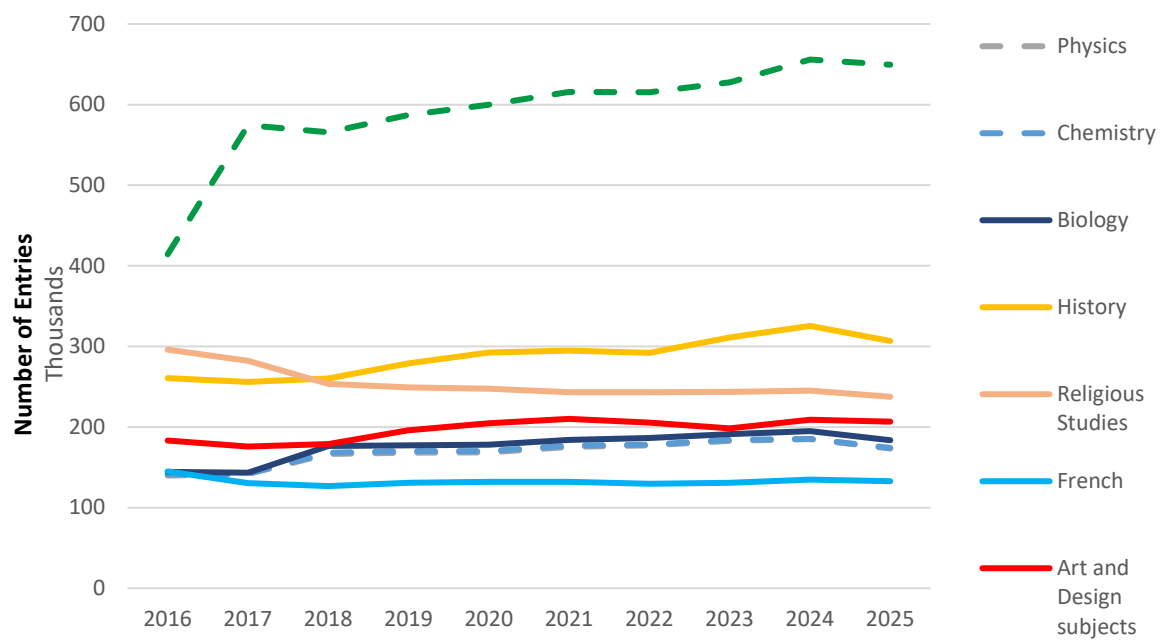


Figure 5 Differences between GCSE subject choices by age group
 % 15 and under, 16, 17 and over

